



# Santa Clara County Office of Education

2020-2021

## **ANNUAL CHARTER SCHOOLS DATA BOOK**

CHARTER SCHOOLS DEPARTMENT  
OFFICE OF THE SUPERINTENDENT



Santa Clara County  
Office of Education

---

2020-2021  
**ANNUAL CHARTER  
SCHOOLS DATA BOOK**

# Santa Clara County Board of Education



**Victoria Chon**  
*Board Member*

Area 5: Majority portion of Santa Clara Unified, Milpitas Unified, Orchard, Berryessa Union, and corresponding portion of East Side Union High school districts



**Joseph Di Salvo**  
*Board Member*

Area 4: Majority portion of San José Unified, a portion of Oak Grove and corresponding portion of East Side Union High school districts



**Rosemary Kamei**  
*Board Member*

Area 3: Campbell Union, Luther Burbank, Moreland Union and Campbell Union High school districts and a small portion of San José Unified and Santa Clara Unified



**Kathleen M. King**  
*Board Vice President*

Area 2: Cupertino Union, Lakeside Joint, Loma Prieta Joint Union, Los Gatos Union, Saratoga Union, and Los Gatos-Saratoga Joint High school district and small portions of Santa Clara Unified and Sunnyvale and the corresponding portion of Fremont Union High



**Grace H. Mah**  
*Board Member*

Area 1: Palo Alto Unified, Los Altos, Mountain View Whisman, Mountain View-Los Altos Union High school districts and a majority portion of Sunnyvale school district and the corresponding portions of Fremont Union High school district




**Peter Ortiz**  
*Board Member*

Area 6: Alum Rock, Mount Pleasant, and Franklin-McKinley and corresponding portion of East Side Union High school districts and a small portion of San José Unified



**Claudia Rossi**  
*Board President*

Area 7: Morgan Hill Unified, Gilroy Unified, Evergreen, and a portion of Oak Grove and corresponding portion of East Side Union High school districts




## A Message from the Santa Clara County Board of Education and the County Superintendent of Schools

In 1992, California lawmakers passed a law, making California the second state (Minnesota was first) to adopt public charter school legislation. Charter schools are public schools funded by the state and granted flexibility, or freedom, from many of the state statutes and regulations that apply to school districts in areas such as hiring, curriculum, management, and other aspects of school operations. The Santa Clara County Board of Education (SCCBOE) is granted the authority in *California Education Code* to approve or deny charter school petitions on appeal from a school district and to authorize countywide charter schools.


When COVID-19 was declared a global pandemic, it upended life in every possible way for students and their schools. SCCBOE-authorized charter schools quickly pivoted to distance learning and ensured every student had a device and Wi-Fi with which to access classes in 2019-20. In the fall of 2020-21, SCCBOE-authorized charter schools turned their attention to improving their approach to virtual instruction, including focusing on systems to support student engagement, increasing access to counseling services, and conducting wellness checks and home visits for over 11,146 students in Santa Clara County.

Like its charter school partners, the Santa Clara County Office of Education (SCCOE) remained committed to serving, inspiring, and promoting student and public school equity and success. In support of this effort, the County Office of Education coordinated COVID-19 testing and vaccines for educators and worked tirelessly to ensure all public schools, including charter schools, had the information and guidance needed to safely begin reopening in March 2021. SCCOE also maintained its oversight and monitoring duties to ensure students enrolled at SCCBOE-authorized charter schools continued to have access to high-quality education.

In the eighth edition of our Annual Charter School Data Book (2020-2021), we highlight information of vital interest to the performance and progress of the SCCBOE-authorized charter schools. The information and data provided has been obtained from the California Department of Education and the respective charter schools. Due to COVID-19, statewide testing was cancelled for 2019-20; thus, the summative assessment data from the Smarter Balance Assessment Consortium (SBAC) and the 2020 California Schools Dashboard data are not available. Where appropriate, we have used current demographic data and the most up-to-date student performance data available from the California Department of Education (DataQuest). Individual charter schools also contributed data current as of February 2021.



Dr. Mary Ann Dewan  
County Superintendent of Schools



Claudia Rossi, President  
County Board of Education

# Contents

SCCOE Charter Schools Snapshot . . . . .	4
Charter Schools Enrollment . . . . .	5
Charter School Demographics. . . . .	6
Santa Clara County District Demographics . . . . .	7
Student Performance . . . . .	8
2018-19 California Dashboard Charter Information. . . . .	10
2018-19 California Dashboard District Information . . . . .	11
Students with IEPs Enrolled in SCCBOE-Authorized Charter Schools 2019-2021 . . . . .	12
Charter School Suspension & Expulsion Report . . . . .	13
2019-2020 Charter School Financial Status . . . . .	14
ACE Empower Academy . . . . .	15
Alpha Public Schools: Cornerstone Academy Preparatory School . . . . .	16
Alpha Public Schools: José Hernández Middle School . . . . .	17
Bullis Charter School. . . . .	18
Discovery Charter School I . . . . .	19
Discovery Charter School II . . . . .	20
Downtown College Prep (DCP): Alum Rock. . . . .	21
Opportunity Youth Academy (OYA) . . . . .	22
Rocketship Alma Academy . . . . .	23
Rocketship Academy for Brilliant Minds. . . . .	24
Rocketship Discovery Prep . . . . .	25
Rocketship Fuerza Community Prep . . . . .	26
Rocketship Los Sueños Academy . . . . .	27
Rocketship Mateo Sheedy. . . . .	28
Rocketship Rising Stars Academy . . . . .	29
Rocketship Sí Se Puede Academy. . . . .	30
Summit Public Schools: Denali. . . . .	31
Summit Public Schools: Tahoma . . . . .	32
University Preparatory Academy . . . . .	34
Voices College-Bound Language Academy at Morgan Hill . . . . .	35
Voices College-Bound Language Academy at Mount Pleasant. . . . .	36
Santa Clara County Enrollment . . . . .	37
SCCBOE Authorizer Petition History . . . . .	38
Excerpts from Charter School Related Education Codes. . . . .	41
Acronyms . . . . .	49
Informational Sources . . . . .	50
Acknowledgements . . . . .	51
2020-21 SCCOE Charter School Directory . . . . .	52

# SCCBOE-Authorized Charter Schools Snapshot



For the current school year (2020-2021) the SCCBOE reviewed six renewal petitions and approved each for a term of five years.

## 22 Charter Schools 11,146 Students Enrolled

### Authorized Grade Level

8	TK-5
5	TK-8
3	K-5
2	K-8
2	5-8
2	6-12
1	7-12
2	9-12

2.7%	African American
14.8%	Asian
65.5%	Hispanic
10.0%	White
40.7%	English Learners
64.4%	Socioeconomically Disadvantaged

**Total Charter School Revenues** \$143,513,433\*\*

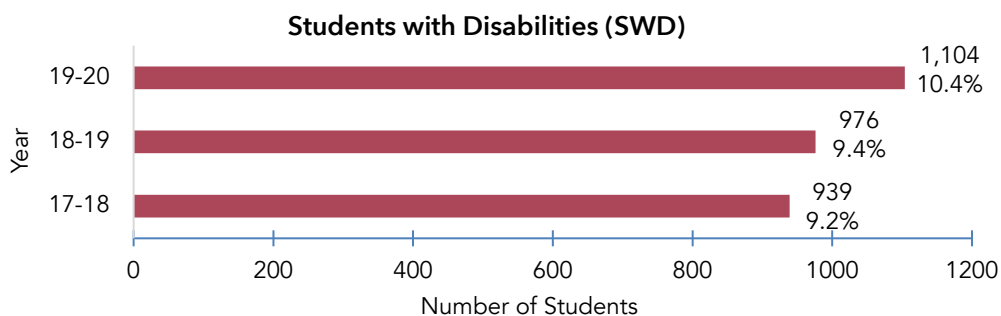
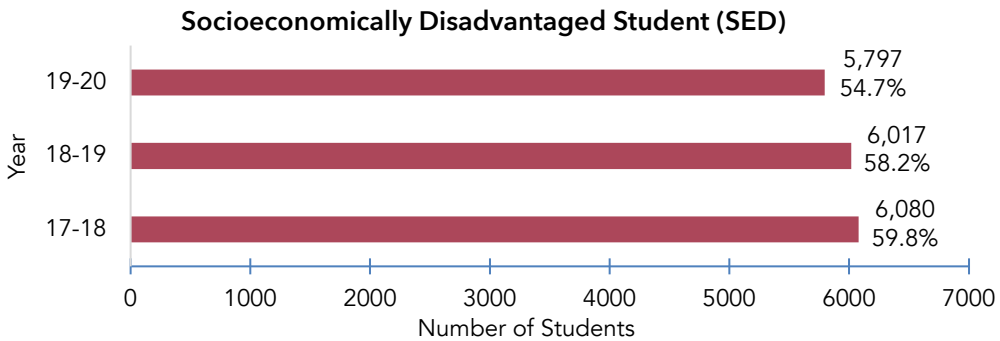

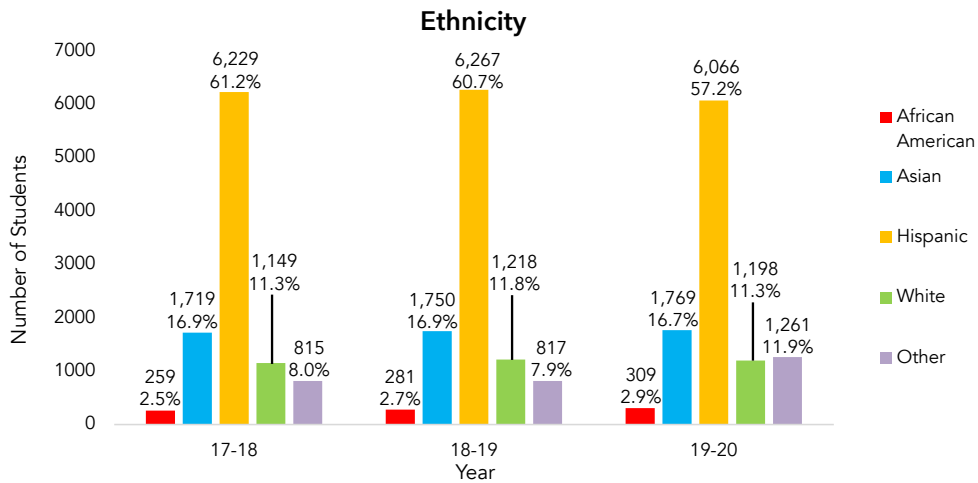
**Total Charter School Expenditures** \$140,719,033\*\*

Source: California Department of Education, available at <http://dq.cde.ca.gov/dataquest>

\*\* Refer to chart on page 14 "2019-2020 School Financial Status"

# Charter Schools Enrollment

SCCBOE-approved charter school enrollment generally reflects higher percentages of students identified as Hispanic, English Learners, and socioeconomically disadvantaged than enrollment in Santa Clara County school districts.



Source: California Department of Education, available at <http://dq.cde.ca.gov/dataquest>

# Charter School Demographics

School	Grade Span*	Enrollment			African American			Asian			Hispanic			White			SED			EL		
		17-18	18-19	19-20	17-18	18-19	19-20	17-18	18-19	19-20	17-18	18-19	19-20	17-18	18-19	19-20	17-18	18-19	19-20	17-18	18-19	19-20
		%			%			%			%			%			%					
ACE Empower Academy <sup>2</sup>	5 - 8	337	301	244	0.3	0.3	0.0	0.9	0.7	0.8	98.2	98.3	98.0	0.0	0.0	0.4	96.1	93.7	96.7	61.4	63.1	57.8
Alpha: Cornerstone <sup>2**</sup>	TK - 8	**	**	**	**	**	**	**	**	**	**	**	**	**	**	**	**	**	**	**	**	**
Alpha: José Hernández <sup>2</sup>	TK-1, 5 - 8	346	277	339	0.9	0.0	0.6	4.9	4.0	4.1	90.5	70.8	58.7	0.9	22.4	33.3	92.8	93.5	92.0	61.8	63.9	65.8
Bullis <sup>2</sup>	TK - 8	879	915	1039	1.1	1.0	0.5	47.3	50.3	51.9	4.2	3.8	3.9	25.8	25.5	22.5	1.6	1.2	1.4	10.1	4.5	5.7
Discovery I <sup>2</sup>	K - 8	567	566	569	4.9	4.8	4.6	36.9	33.2	36.9	13.8	15.2	15.1	36.0	35.2	36.9	7.9	7.8	7.2	6.7	11.1	13.7
Discovery II <sup>2</sup>	TK - 8	550	584	535	4.0	3.4	3.4	16.7	18.2	16.1	19.6	20.5	26.0	43.6	41.4	40.2	9.6	8.2	10.1	6.7	6.3	8.8
DCP-Alum Rock <sup>2</sup>	6 - 12	677	668	714	2.2	1.9	2.2	3.1	3.0	3.4	88.9	89.4	88.9	1.9	1.6	1.3	79.5	79.5	77.9	22.9	27.4	28.6
Legacy Academy <sup>***</sup>	6 - 8	NA	13	***	NA	0.0	***	NA	7.7	***	NA	84.6	***	NA	0.0	***	NA	****	***	NA	****	***
Opportunity Youth Academy <sup>1</sup>	9 - 12	222	291	367	2.3	5.2	4.9	1.4	1.4	1.1	89.6	86.6	88.3	5.0	4.5	3.3	88.3	85.9	77.9	28.4	28.9	31.1
Rocketship Alma <sup>1</sup>	TK - 5	513	522	509	4.7	6.5	6.3	5.8	5.4	3.3	86.4	83.7	86.1	1.2	2.9	2.0	88.7	85.1	80.4	48.1	39.8	53.8
Rocketship Brilliant Minds <sup>1</sup>	TK - 5	569	586	635	0.9	0.9	1.3	11.8	14.0	11.3	82.1	78.7	79.1	0.2	0.9	0.6	78.9	76.8	80.3	58.2	42.0	55.6
Rocketship Discovery Prep <sup>1</sup>	TK - 5	505	524	506	1.0	1.3	1.0	11.9	12.4	12.8	81.0	79.6	79.6	1.4	1.5	1.4	85.5	81.9	80.6	61.0	51.9	59.9
Rocketship Fuerza <sup>2</sup>	TK - 5	614	628	623	0.8	0.5	0.2	12.7	13.2	12.5	81.1	79.0	80.1	0.7	1.8	1.0	82.4	80.1	81.9	57.0	47.8	62.0
Rocketship Los Sueños <sup>1</sup>	TK - 5	483	454	452	1.4	0.9	0.7	8.7	7.5	7.3	85.3	86.6	86.7	0.8	1.5	0.9	89.2	91.4	87.4	59.2	44.9	56.2
Rocketship Mateo Sheedy <sup>2</sup>	TK - 5	569	554	532	5.6	6.7	10.0	3.5	3.6	4.5	87.0	84.5	79.7	0.4	1.1	0.4	89.5	85.7	85.0	40.8	42.2	50.8
Rocketship Rising Stars <sup>2</sup>	TK - 4	561	631	630	2.5	2.4	1.6	21	27.7	28.4	66.1	64.5	63.8	0.7	2.1	1.0	82.2	74.3	67.3	62.9	42.0	56.2
Rocketship Sí Se Puede <sup>2</sup>	TK - 5	439	430	400	0.5	1.2	1.0	9.3	8.8	7.0	87.2	84.0	86.8	0.5	2.3	1.8	87.9	87.4	86.3	65.8	48.6	62.8
Summit: Denali <sup>1</sup>	6 - 12	482	575	609	1.2	0.9	1.0	17.6	17.4	18.2	30.7	30.3	32.7	32.8	33.6	30.2	27.0	22.6	28.7	9.5	8.7	9.7
Summit: Tahoma <sup>2</sup>	9 - 12	342	379	340	2.6	3.2	2.9	12.9	12.4	12.9	42.1	44.3	46.5	22.8	21.6	22.6	33.0	35.6	32.4	9.1	8.7	9.4
Sunrise Middle <sup>2</sup>	5 - 8	210	243	267	0.0	0.4	1.1	2.9	1.2	0.4	90.0	89.7	91.0	1.0	0.8	0.4	88.6	92.2	91.4	45.2	46.9	54.3
University Prep Academy <sup>1</sup>	7 - 12	656	684	698	8.8	9.5	12.5	40.1	41.2	38.7	28.8	27.3	26.1	15.2	13.7	12.3	27.3	19.7	30.4	5.5	3.8	4.3
Voices: Morgan Hill <sup>2</sup>	TK - 8	186	247	309	0.0	0.0	0.3	0.0	0.0	0.0	97.3	97.2	97.4	2.2	2.4	1.9	84.4	78.5	75.7	74.7	70.0	61.8
Voices: Mount Pleasant <sup>2</sup>	TK - 8	217	261	286	1.4	1.1	0.3	0.0	0.4	0.3	95.4	94.6	95.5	1.4	2.3	1.4	79.7	77.0	77.3	55.3	51.0	49.0
		9,924	10,333	10,603	2.2	2.4	2.8	12.8	12.9	12.9	68.8	67.9	67.1	9.3	10.0	10.3	66.7	64.7	64.2	40.5	35.9	40.8

Source: California Department of Education, available at <http://dq.cde.ca.gov/dataquest>

\*Grade Spans Authorized to Serve | \*\*Approved 2019-20 | \*\*\*Closed March 2019 | \*\*\*\*Student group too small to report

<sup>1</sup> Countywide - Defined in Education Code Section 47605.5. See page 45.

<sup>2</sup> District Appeal - Defined in Education Code Section 47605(k). See page 44.



# Santa Clara County District Demographics

District	Enrollment			African American			Asian			Hispanic			White			SED			EL		
	17-18	18-19	19-20	17-18	18-19	19-20	17-18	18-19	19-20	17-18	18-19	19-20	17-18	18-19	19-20	17-18	18-19	19-20	17-18	18-19	19-20
				%			%			%			%			%			%		
Alum Rock Union	11,270	10,744	10,264	1.2%	1.2%	1.2%	11.7%	30.0%	12.1%	78.9%	78.4%	78.0%	1.7%	2.1%	2.1%	83.6	83.8	82.7	41.0%	39.4	36.5
Berryessa Union	7,102	6,988	6,842	1.7%	1.6%	1.3%	50.4%	51.9%	52.8%	23.4%	23.1%	23.5%	5.3%	4.9%	4.7%	35.7	32.2	31.2	37.4%	33.5	30.3
Cambrian	3,591	3,471	3,366	2.4%	2.6%	2.2%	18.2%	19.7%	20.4%	22.3%	22.3%	22.9%	42.9%	41.8%	39.8%	18	17.2	15.9	14.0%	13.1	12.8
Campbell Union Elementary	7,298	7,273	6,974	3.4%	3.3%	3.3%	14.1%	14.9%	15.5%	47.1%	46.7%	46.9%	23.2%	22.8%	23.1%	45	44.5	42.1	29.9%	28.0	26
Campbell Union High	8,043	8,271	8,465	2.5%	2.5%	2.5%	16.3%	16.9%	18.3%	34.8%	33.8%	34.1%	38.3%	38.1%	36.5%	28.9	29.2	29.3	8.4%	6.7	6.6
Cupertino Union	18,017	17,363	16,718	0.6%	0.6%	0.5%	73.6%	73.1%	72.5%	5.0%	5.1%	5.2%	15.0%	14.5%	14.1%	6.7	6.0	4.1	15.8%	11.2	15.8
East Side Union High	27,263	26,568	26,537	2.3%	2.1%	1.8%	32.4%	32.7%	32.7%	50.8%	50.5%	51.2%	4.9%	4.9%	4.8%	59.2	56.3	54.6	20.8%	19.9	20.1
Evergreen Elementary	11,385	10,839	10,426	1.3%	1.2%	1.3%	55.2%	55.8%	55.9%	24.4%	24.9%	24.5%	5.8%	5.6%	5.3%	32.3	31.3	31.1	25.7%	24.3	23.9
Franklin-McKinley	10,596	10,275	9,775	1.5%	1.7%	1.7%	31.1%	30.9%	31.3%	60.2%	59.5%	59.4%	1.6%	1.9%	1.8%	76.2	76.5	74.6	45.0%	43.7	43.3
Fremont Union High	11,140	11,022	11,071	0.8%	0.8%	0.7%	59.1%	59.6%	58.9%	14.6%	14.2%	14.7%	17.4%	16.6%	15.7%	16.6	14.8	15	7.7%	7.3	7.6
Gilroy Unified	11,834	11,652	11,672	1.2%	1.2%	1.3%	3.9%	4.0%	4.2%	69.9%	70.5%	70.3%	16.7%	16.0%	15.7%	57.9	57.2	56.2	22.7%	22.8	23.1
Lakeside Joint	74	71	74	0.0%	0.0%	0.0%	5.4%	4.2%	14.9%	12.2%	15.5%	10.8%	64.9%	60.6%	58.1%	9.5	5.6	5.4	4.1%	7.0	14.9
Loma Prieta Joint Union	505	497	493	0.4%	0.4%	0.2%	3.8%	3.8%	3.7%	9.1%	9.5%	11.2%	72.9%	72.8%	72.0%	5.5	5.6	5.1	3.0%	3.4	3
Los Altos	4,403	4,246	3,999	0.5%	0.5%	0.6%	33.6%	34.2%	34.4%	7.6%	7.9%	8.0%	45.4%	44.0%	43.2%	6.2	6.1	6	13.1%	12.9	11.1
Los Gatos Union	3,163	3,024	2,978	0.4%	0.5%	0.6%	18.0%	18.8%	19.8%	7.9%	8.7%	6.1%	65.4%	64.0%	65.1%	4.9	4.2	4.5	3.7%	4.1	4.5
Los Gatos-Saratoga Joint Union High	3,425	3,520	3,542	0.4%	0.3%	0.2%	30.2%	31.6%	32.0%	7.5%	7.9%	7.6%	50.5%	48.4%	46.8%	4.2	4.0	4.2	1.3%	1.4	0.8
Luther Burbank	517	516	517	1.9%	2.3%	2.7%	0.6%	1.0%	1.0%	91.9%	90.7%	90.9%	2.3%	2.7%	2.3%	67.5	88.2	87.8	72.3%	62.8	61.1
Milpitas Unified	10,318	10,172	10,308	2.1%	2.0%	1.8%	48.9%	50.2%	50.9%	20.4%	20.1%	20.3%	5.4%	4.9%	4.5%	34.9	32.6	31.2	24.3%	27.7	27.2
Moreland	4,805	4,703	4,683	2.6%	3.1%	3.3%	30.7%	31.7%	31.9%	31.2%	30.6%	30.1%	25.0%	23.8%	23.3%	31.8	29.5	28.8	28.0%	28.9	27.3
Morgan Hill Unified	9,133	8,945	9,022	1.7%	1.4%	1.4%	8.5%	8.6%	8.7%	50.0%	49.6%	49.8%	31.3%	31.2%	30.2%	39.7	37.0	37.2	14.6%	15.2	15.5
Mount Pleasant	2,333	2,229	2,110	1.9%	1.8%	1.8%	14.2%	13.7%	14.0%	74.2%	75.2%	75.0%	3.2%	3.0%	2.7%	77.5	75.0	72.7	47.1%	46.3	45.9
Mountain View Whisman	5,132	5,110	5,082	1.5%	1.4%	1.4%	15.5%	16.7%	18.1%	37.7%	36.7%	35.0%	30.8%	30.4%	29.7%	34.5	32.4	31.5	24.4%	21.7	21.8
Mountain View-Los Altos Union High	4,304	4,394	4,548	1.2%	1.3%	1.2%	23.0%	23.2%	23.2%	25.8%	25.8%	25.8%	40.1%	38.7%	37.2%	21.3	19.4	18.4	6.6%	6.1	5.5
Oak Grove	10,305	9,877	9,757	3.4%	3.4%	3.1%	20.1%	20.1%	20.6%	47.9%	48.4%	48.4%	17.6%	16.8%	16.0%	43.9	41.8	39.8	29.5%	25.2	23.7
Orchard	875	843	853	4.8%	4.3%	4.8%	35.2%	37.1%	37.9%	36.0%	35.9%	34.6%	6.9%	7.1%	7.3%	52.6	51.0	49.8	48.0%	43.9	34.5
Palo Alto Unified	12,249	11,992	11,745	1.7%	1.7%	1.8%	35.4%	36.2%	36.9%	12.9%	13.3%	13.2%	38.6%	36.8%	35.8%	11.4	10.4	10.2	10.5%	10.2	9.4
San José Unified	31,713	31,114	30,172	2.5%	2.5%	2.5%	13.3%	13.5%	13.6%	52.8%	52.7%	52.8%	24.0%	23.4%	23.0%	47.9	45.6	45.1	22.1%	22.9	23.3
Santa Clara COE	11,645	11,717	11,959	2.8%	3.0%	3.1%	17.9%	18.0%	17.7%	59.4%	59.0%	59.1%	12.0%	12.3%	11.8%	57.8	57.4	57.4	36.5%	32.0	37.1
Santa Clara Unified	15,509	15,387	15,306	2.7%	2.6%	2.5%	29.0%	29.6%	30.2%	34.5%	34.5%	34.3%	20.4%	19.8%	19.7%	42.4	38.3	37.2	25.5%	26.8	24.2
Saratoga Union	1,817	1,765	1,705	0.1%	0.1%	0.2%	57.5%	57.0%	57.3%	4.2%	6.1%	4.5%	26.9%	25.7%	25.5%	2.4	2.4	2.3	7.0%	7.3	6.4
Sunnyvale	6,575	6,664	6,426	1.3%	1.3%	1.4%	29.2%	29.8%	29.2%	28.3%	28.3%	29.3%	23.0%	23.2%	23.0%	36.2	34.6	34	31.3%	30.0	29.7
Union	5,793	5,883	5,860	1.1%	1.2%	1.3%	25.9%	29.2%	31.4%	16.3%	15.9%	15.6%	44.9%	42.4%	40.4%	11.6	10.9	9.7	11.9%	11.9	11.7
Santa Clara County	272,132	267,135	263,449	1.7%	1.7%	1.8%	26.9%	28.1%	30.4%	34.4%	34.4%	38.3%	25.8%	25.0%	18.7%	34.5	33.8	37.2	22.9%	21.8	21.7

Source: California Department of Education, available at <http://dq.cde.ca.gov/dataquest>

# Student Performance

The Local Control Funding Formula (LCFF), enacted in 2013, determines how all local education agencies (LEAs) in the California are funded, how they are measured for results, and the services and supports they receive to allow all students to succeed to their greatest potential. California's accountability system is based on multiple measures that assess how LEAs and schools meet the needs of their students. Performance on these measures is reported on the California School Dashboard. The measures displayed on the Dashboard are based on factors that contribute to a quality education, including high school graduation rates, college/career readiness, student test scores, English Learner (EL) progress, suspension rates, and parent engagement. Due to COVID-19, all statewide testing was cancelled for 2019-20. The table below reflects the year-to-year student performance for Santa Clara County Board of Education (SCCBOE) authorized charter schools on the Smarter Balanced Summative Assessments in ELA for the past three years of available data. School district information also has been added to allow for comparison between the charter school and the district in which it is located.

School	ENGLISH LANGUAGE ARTS (ELA)											
	All			SED			EL			Hispanic		
	16-17	17-18	18-19	16-17	17-18	18-19	16-17	17-18	18-19	16-17	17-18	18-19
	% met/exceed standards			% met/exceed standards			% met/exceed standards			% met/exceed standards		
ACE Empower Academy	21	17	19	20	16	19	10	6	6	21	16	18
Alpha: Cornerstone*	*	*	*	*	*	*	*	*	*	*	*	*
Alpha: José Hernández	34	31	32	33	29	31	18	14	14	32	29	31
Bullis	94	93	90	**	**	**	70	73	31	81	79	90
Discovery I	69	73	72	32	50	42	14	*	53	43	45	60
Discovery II	57	65	61	29	**	24	**	25	31	46	44	40
DGP - Alum Rock	35	35	36	36	32	31	12	6	3	33	33	34
Legacy Academy	NA	NA	***	NA	NA	***	NA	NA	***	NA	NA	***
Opportunity Youth Academy	19	10.5	13	22	12.5	16	*	*	0	11	10	13
Rocketship Alma	41	47	63	38	46	61	14	24	42	36	43	61
Rocketship Brilliant Minds	37	41	41	35	41	36	16	25	11	32	35	34
Rocketship Discovery Prep	46	45	38	46	53	37	27	28	30	42	38	31
Rocketship Fuerza	39	56	54	38	52	51	22	44	32	35	51	50
Rocketship Los Sueños	37	41	39	35	39	37	15	23	9	33	39	35
Rocketship Mateo Sheedy Elementary	47	49	58	45	48	56	22	25	36	43	46	56
Rocketship Rising Stars	39	46	61	39	42	56	28	37	44	30	38	52
Rocketship Sí Se Puede	37	37	38	33	34	33	16	25	22	31	31	35
Summit: Denali	72	73	80	39	37	52	11	13	28	49	43	59
Summit: Tahoma	83	76	63	69	64	43	**	**	**	74	67	49
Sunrise Middle	41	46	48	42	46	47	15	18	23	41	46	49
University Preparatory Academy	79	79	74	60	60	57	12	35	7	62	58	43
Voices: Morgan Hill	**	39	42	**	36	35	**	30	24	**	36	39
Voices: Mount Pleasant	**	43	43	**	38	41	**	27	25	**	44	42

Alum Rock School District	38	39	38	34	35	34	10	7	5	32	34	32
Franklin-McKinley School District	45	45	45	40	38	39	8	8	12	30	30	31
San José Unified School District	54	56	55	33	34	33	9	11	14	35	37	36
East Side Union High School District	66	61	62	56	48	50	12	9	8	48	44	43
Morgan Hill Unified School District	50	49	49	39	29	29	3	6	9	34	34	34
Santa Clara County	62	63	63	38	39	39	18	18	17	37	38	38
California	48	50	51	36	38	39	12	13	13	37	39	41

Source: 2018-2019 <https://caaspp.cde.ca.gov/sb2019/default>

\*Approved 2019-20 | \*\*Data not available or subgroup not numerically significant | \*\*\*Closed March 2019

# Student Performance

The Local Control Funding Formula (LCFF), enacted in 2013, determines how all local education agencies (LEAs) in California are funded, how they are measured for results, and the services and supports they receive to allow all students to succeed to their greatest potential. California's accountability system is based on multiple measures that assess how LEAs and schools meet the needs of their students. Performance on these measures is reported on the California School Dashboard. The measures displayed on the Dashboard are based on factors that contribute to a quality education, including high school graduation rates, college/career readiness, student test scores, English Learner (EL) progress, suspension rates, and parent engagement. Due to COVID-19, all statewide testing was cancelled for 2019-20. The table below reflects the year-to-year student performance for Santa Clara County Board of Education (SCCBOE) authorized charter schools on the Smarter Balanced Summative Assessments in Math for the past three years of available data. School district information also has been added to allow for comparison between the charter school and the district in which it is located.

School	MATHEMATICS											
	All			SED			EL			Hispanic		
	16-17	17-18	18-19	16-17	17-18	18-19	16-17	17-18	18-19	16-17	17-18	18-19
	% met/exceed standards			% met/exceed standards			% met/exceed standards			% met/exceed standards		
ACE Empower Academy	20	23	18	20	22	17	8	11	7	20	22	17
Alpha: Cornerstone*	*	*	*	*	*	*	*	*	*	*	*	*
Alpha: José Hernández	26	20	23	26	18	18	13	8	13	23	16	22
Bullis	94	93	91	**	**	**	85	73	39	73	79	72
Discovery I	72	73	68	32	63	56	38	*	40	49	43	53
Discovery II	49	60	51	29	**	22	**	25	23	30	48	32
DCP - Alum Rock	20	16	22	20	13	20	5	1	3	17	14	20
Legacy Academy	NA	NA	***	NA	NA	***	NA	NA	***	NA	NA	***
Opportunity Youth Academy	0	0	0	0	0	0	**	**	0	0	0	0
Rocketship Alma	52	44	66	49	43	63	24	28	44	47	39	64
Rocketship Brilliant Minds	43	46	45	41	44	40	29	32	23	37	40	37
Rocketship Discovery Prep	49	57	52	49	54	49	27	39	45	44	50	46
Rocketship Fuerza	47	57	60	45	54	56	24	46	50	41	52	57
Rocketship Los Sueños	51	46	55	50	43	53	31	30	32	49	43	52
Rocketship Mateo Sheedy	60	62	64	48	63	65	38	43	47	58	60	63
Rocketship Rising Stars	44	69	74	42	70	69	35	60	61	36	63	66
Rocketship Sí Se Puede	52	56	57	48	53	53	35	46	46	46	51	51
Summit: Denali	65	68	68	25	30	36	15	16	22	30	30	37
Summit: Tahoma	46	40	38	17	28	17	**	**	**	22	17	19
Sunrise Middle	25	26	19	26	26	19	9	12	6	24	25	19
University Preparatory Academy	68	69	65	41	45	48	0	21	14	29	37	30
Voices: Morgan Hill	**	58	55	**	56	56	**	52	42	**	56	54
Voices: MountPleasant	**	59	53	**	57	51	**	38	43	**	61	54

Alum Rock School District	31	30	29	27	27	26	13	8	7	24	24	23
Franklin-McKinley School District	40	38	36	35	32	31	13	12	12	23	21	20
San José Unified School District	44	44	44	20	21	21	7	9	10	22	22	22
East Side Union High School District	41	40	42	31	27	28	11	12	10	16	15	17
Morgan Hill Unified School District	40	40	39	21	20	20	4	7	7	23	24	24
Santa Clara County	55	56	57	29	31	30	21	21	20	26	27	28
California	38	39	40	25	26	28	12	13	13	25	27	28

Source: 2018-2019 <https://caaspp.cde.ca.gov/sb2019/default>

\*Approved 2019-20 | \*\*Data not available or subgroup not numerically significant | \*\*\*Closed March 2019

# 2018-19 California Dashboard Charter Information

The California School Dashboard provides a picture of the performance of SCCBOE-authorized charter schools on multiple measures of student performance. California's accountability system reflects a clear expectation that all LEAs and schools can, and should, improve student group performance. Although performance level (color) is not available in the table below, the percentage of EL students making progress towards English language proficiency is provided. The cut scores for each of the English Language Proficiency Status levels are: Very Low (less than 35%), Low (35% to <45%), Medium (45% to <55%), High (55% to <65%), and Very High (65% or more). The 2018-19 California School Dashboard data is the most current information due to the cancellation as a result of COVID-19.

Charter School Name	Priority 1 Basics	Priority 2 State Standards	Priority 3 Parent Engagement	Priority 4 Achievement			Priority 5 Pupil Engagement		Priority 6 School Climate		Priority 7 Access	Priority 8 Outcomes
	LOCAL	LOCAL	LOCAL	ELA	Math	EL	*Grad Rate	**Chronic Absence	Suspension Rate	LOCAL	College Career	*College Career
ACE Empower Academy	MET	MET	MET	↓	↓	49	N/A	16.6%	10%	MET	MET	N/A
Alpha: José Hernández	MET	MET	MET	↔	↑	49	N/A	15.1%	12.9%	MET	MET	N/A
Bullis	MET	MET	MET	↓	↓	45	N/A	1.3%	0.7%	MET	MET	N/A
Discovery I	MET	MET	MET	↓	↓	53.1	N/A	5.8%	0.9%	MET	MET	N/A
Discovery II	MET	MET	MET	↔	↓	64.3	N/A	10%	1%	MET	MET	N/A
DCP - Alum Rock	MET	MET	MET	↔	↓	46.2	85.3%	13.3%	5.5%	MET	MET	N/A
Opportunity Youth Academy	MET	MET	MET	N/A	N/A	47.7	33.8%	N/A	0.3%	MET	MET	.5%
Rocketship Alma	MET	MET	MET	↑	↑	54.1	N/A	12.1%	0%	MET	MET	N/A
Rocketship Brilliant Minds	MET	MET	MET	↓	↔	36.4	N/A	14.9%	0.5%	MET	MET	N/A
Rocketship Discovery Prep	MET	MET	MET	↔	↓	49.1	N/A	14.7%	2%	MET	MET	N/A
Rocketship Fuerza	MET	MET	MET	↑	↑	43.8	N/A	8.8%	0%	MET	MET	N/A
Rocketship Los Sueños	MET	MET	MET	↓	↑	22.3	N/A	10.3%	0.6%	MET	MET	N/A
Rocketship Mateo Sheedy	MET	MET	MET	↑	↔	39.4	N/A	8.7%	1%	MET	MET	N/A
Rocketship Rising Stars	MET	MET	MET	↑	↑	42	N/A	11.4%	0.6%	MET	MET	N/A
Rocketship Sí Se Puede	MET	MET	MET	↑	↑	44	N/A	13.2%	2.2%	MET	MET	N/A
Summit: Denali	MET	MET	MET	↑	↑	50	N/A	10.9%	1.8%	MET	MET	N/A
Summit: Tahoma	MET	MET	MET	↓	↓	64.5	83.6%	N/A	3.2%	MET	MET	61.6%
Sunrise Middle	MET	MET	MET	↔	↓	64.2	N/A	11.5%	7.5%	MET	MET	N/A
University Prep Academy	MET	MET	MET	↓	↓	55	100%	0%	0.1%	MET	MET	91.8%
Voices: Morgan Hill	MET	MET	MET	↑	↔	38.4	N/A	9.6%	0%	MET	MET	N/A
Voices: Mount Pleasant	MET	MET	MET	↑	↔	36	N/A	13.3%	0.4%	MET	MET	N/A

■ Blue/Green (i.e., meeting and exceeding standard)    ↔ Maintained    ⬆ Increased significantly  
■ Yellow (near standard)    ↑ Increased    ⬇ Decreased significantly  
■ Red/Orange (below standard)    ↓ Decreased    ⬇ Decreased significantly

Source: <https://www.caschooldashboard.org/#/Home>

Report shows the performance of all students and each student group on the state and local indicators. Arrows represent whether performance levels (indicated by colors) for ALL students increased, decreased, or maintained status from 2017-2018 to 2018-2019. No data provided for Legacy Academy, as it closed in 2019.

\* High School Only \*\* Elementary Only

# 2018-19 California Dashboard District Information

The California School Dashboard provides a picture of the performance of SCCBOE-authorized charter schools on multiple measures of student performance. California's accountability system reflects a clear expectation that all LEAs and schools can, and should, improve student group performance. Although performance level (color) is not available in the table below, the percentage of EL students making progress towards English language proficiency is provided. The 2018-19 California School Dashboard data is the most current information due to the cancellation as a result of COVID-19.

School District/High School District	Priority 1 Basics	Priority 2 State Standards	Priority 3 Parent Engagement	Priority 4 Achievement			Priority 5 Pupil Engagement		Priority 6 School Climate		Priority 7 Access	Priority 8 Outcomes
	Local	Local	Local	ELA	Math	EL	*Grad Rate	**Chronic Absence	Suspension Rate	Local	College Career	*College Career
Alum Rock Union	MET	MET	MET	↔	↔	41.2	N/A	14%	1.4%	MET	MET	N/A
Berryessa Union	MET	MET	MET	↑	↑	54.3	N/A	5.8%	1.9%	MET	MET	N/A
Cambrian	MET	MET	MET	↑	↑	61.4	N/A	2.3%	0.6%	MET	MET	N/A
Campbell Union Elementary	MET	MET	MET	↓	↑	37.9	N/A	8.2%	3%	MET	MET	N/A
Campbell Union High	MET	MET	MET	↔	↑	52.4	91.6%	N/A	3.1%	MET	MET	58.5%
Cupertino Union	MET	MET	MET	↔	↔	71.8	N/A	2.4%	0.6%	MET	MET	N/A
East Side Union High	MET	MET	MET	↑	↑	45.7	87.8%	N/A	3.4%	MET	MET	47.9%
Evergreen	MET	MET	MET	↑	↔	53.8	N/A	6.5%	1.8%	MET	MET	N/A
Franklin-McKinley	MET	MET	MET	↔	↓	52.7	N/A	8.7%	1.6%	MET	MET	N/A
Fremont Union High	MET	MET	MET	↑	↑	58.1	95.6%	N/A	2.1%	MET	MET	77.9%
Gilroy Unified	MET	MET	MET	↔	↔	43.6	92.1%	11.7%	5%	MET	MET	52.6%
Lakeside Joint	MET	MET	MET	↓	↓	*	N/A	4%	2.6%	MET	MET	N/A
Loma Prieta Joint Union	MET	MET	MET	↑	↔	61.5	N/A	8.3%	2.4%	MET	MET	N/A
Los Altos	MET	MET	MET	↑	↔	69.3	N/A	3.7%	0.6%	MET	MET	N/A
Los Gatos Union	MET	MET	MET	↔	↔	85.2	N/A	.9%	0.9%	MET	MET	N/A
Los Gatos-Saratoga Joint Union High	MET	MET	MET	↑	↑	64.3	97.7%	N/A	2%	MET	MET	77.7%
Luther Burbank	MET	MET	MET	↓	↓	51.5	N/A	7%	0.5%	MET	MET	N/A
Milpitas Unified SD	MET	MET	MET	↔	↔	63	94%	5.3%	1.9%	MET	MET	63.5%
Moreland SD	MET	MET	MET	↔	↑	51	N/A	5.9%	1.7%	MET	MET	N/A
Morgan Hill Unified SD	MET	MET	MET	↔	↔	45.6	84.7%	12.1%	4.8%	MET	MET	54.7%
Mount Pleasant	MET	MET	MET	↑	↑	48	N/A	0%	5.7%	MET	MET	N/A
Mountain View Whisman	MET	MET	MET	↑	↔	56.6	N/A	5.6%	1%	MET	MET	N/A
Mountain View-Los Altos Union High	MET	MET	MET	↑	↑	52.2	92.4%	N/A	2.4%	MET	MET	70.1%
Oak Grove	MET	MET	MET	↔	↑	45	N/A	9.4%	2.8%	MET	MET	N/A
Orchard	MET	MET	MET	↑	↔	51.3	N/A	9.7%	2.3%	MET	MET	N/A
Palo Alto Unified	MET	MET	MET	↔	↔	63.7	95.4%	5.9%	0.9%	MET	MET	74.2%
San José Unified	MET	MET	MET	↔	↔	50.9	90.7%	9.8%	2.9%	MET	MET	38.6%
Santa Clara Unified	MET	MET	MET	↑	↑	54.1	88.6%	8.3%	3.3%	MET	MET	46%
Saratoga Union	MET	MET	MET	↓	↓	67.8	N/A	4.1%	0.5%	MET	MET	N/A
Sunnyvale	MET	MET	MET	↔	↓	50	N/A	5.6%	1.4%	MET	MET	N/A
Union	MET	MET	MET	↔	↑	57.2	N/A	3.8%	1.2%	MET	MET	N/A

■ Blue/Green (i.e., meeting and exceeding standard)    ↔ Maintained    ⇓ Increased significantly  
■ Yellow (near standard)    ↑ Increased    ⇓ Decreased significantly  
■ Red/Orange (below standard)    ↓ Decreased

Source: <https://www.caschooldashboard.org/#/Home>

Report shows the performance of all students and each student group on the state and local indicators. Arrows represent whether performance levels (indicated by colors) for ALL students increased, decreased, or maintained status from 2017-2018 to 2018-2019. No data provided for Legacy Academy, as it closed in 2019.

\* High School Only \*\* Elementary Only

## Special Education: Students with Individualized Education Plans (IEPs) Enrolled in SCCBOE-Authorized Charter Schools 2019-2021

As public schools, charter schools are required to enroll and serve students with disabilities in the same manner as traditional public schools. During 2019-2021, six charter schools used the SCCOE for Special Education purposes, with the delivery of Special Education services coordinated and monitored by the SCCOE. With the addition of Alpha: Cornerstone Academy Preparatory School, fourteen schools are Local Education Agencies (LEAs) for Special Education purposes and are members of the El Dorado Charter Special Education Local Plan Area (SELPA), which is directly responsible for Special Education services and oversight. Two charter schools are LEAs for Special Education purposes and are members of the Sonoma County Office of Education SELPA from which they receive Special Education services and oversight. Overall, 1,052 (10% of Santa Clara County) students with IEPs attended charter schools.

School	2019-2020				2020-2021			
	Charter School Enrollment	Charter School Students with IEPs		District Students with IEPs	Charter School Enrollment	Charter School Students with IEPs		District Students with IEPs
	#	#	%	%	#	#	%	%
Bullis	1039	70	6.7%	9.4%	1093	73	6.7%	9.4%
Discovery I	569	68	12.0%	11.3%	553	70	12.7%	11.3%
Discovery II	535	87	16.3%	10.9%	574	79	13.8%	11.6%
DCP-Alum Rock	714	79	11.1%	9.5%	669	90	13.5%	11.0%
Opportunity Youth Academy	367	76	20.7%	11.7%	310	75	24.2%	11.2%
University Prep Academy	698	19	2.7%	7.0%	702	26	3.7%	11.6%
<b>Subtotal (SCCOE Sp.Ed.)</b>	<b>3922</b>	<b>360</b>	<b>9.2%</b>	<b>10.0%</b>	<b>3901</b>	<b>413</b>	<b>10.6%</b>	<b>11.0%</b>
ACE Empower Academy	244	39	16.0%	11.2%	223	31	13.9%	12.2%
Alpha: Cornerstone	*	*	*	*	521	29	5.6%	11.5%
Alpha: José Hernández	339	49	14.5%	11.2%	378	41	10.8%	12.2%
Rocketship Alma	509	43	8.4%	7.0%	514	55	10.7%	11.6%
Rocketship Brilliant Minds	635	59	9.3%	11.2%	606	59	9.7%	12.2%
Rocketship Discovery Prep	506	47	9.3%	7.0%	521	44	8.4%	11.6%
Rocketship Fuerza	623	47	7.5%	11.2%	631	43	6.8%	12.2%
Rocketship Los Sueños	452	50	11.1%	11.2%	452	58	12.8%	12.2%
Rocketship Mateo Sheedy	532	46	8.6%	7.0%	511	46	9.0%	11.6%
Rocketship Rising Stars	630	48	7.6%	10.8%	616	48	7.8%	11.5%
Rocketship Sí Se Puede	400	37	9.3%	11.2%	379	43	11.3%	12.2%
Summit: Denali	609	84	13.8%	9.7%	634	96	15.1%	9.4%
Summit: Tahoma	340	54	15.9%	9.5%	470	77	16.4%	11.0%
Sunrise Middle	267	33	12.4%	7.0%	260	35	13.5%	11.6%
<b>Subtotal (El Dorado SELPA)</b>	<b>6086</b>	<b>636</b>	<b>10.5%</b>	<b>9.6%</b>	<b>6716</b>	<b>705</b>	<b>10.5%</b>	<b>11.6%</b>
Voices: Morgan Hill	309	37	12.0%	12.1%	363	43	11.8%	12.6%
Voices: Mount Pleasant	286	26	9.1%	15.3%	315	40	12.7%	15.5%
<b>Subtotal (Sonoma COE SELPA)</b>	<b>595</b>	<b>63</b>	<b>10.6%</b>	<b>12.1%</b>	<b>678</b>	<b>83</b>	<b>12.2%</b>	<b>14.1%</b>
<b>Total</b>	<b>10,603</b>	<b>1059</b>	<b>10.0%</b>	<b>11.7%</b>	<b>11,295</b>	<b>1201</b>	<b>10.6%</b>	<b>11.2%</b>

Source: California Department of Education, available at <http://dq.cde.ca.gov/dataquest>

\* Alpha: Cornerstone was not an SCCBOE-authorized school in the 2019-2020 school year.

\*\*Legacy Academy closed March 2019

# Charter School Suspension & Expulsion Report

This report provides an unduplicated count of students who were involved in one or more incidents during the academic year resulting in suspension or expulsion from school. Students who were suspended or expelled multiple times are only counted once in the totals. The enrollment reflected on this table is cumulative and includes all students who were present throughout the school year.

School	Grades	2017-2018 Cumulative Enrollment	2018-2019 Cumulative Enrollment	2019-2020 Cumulative Enrollment	2017-2018		2018-2019		2019-2020	
					Suspension Rate	Expulsion Rate	Suspension Rate	Expulsion Rate	Suspension Rate	Expulsion Rate
ACE Empower Academy	5 to 8	337	320	268	9.5	0.00	10.0	0.00	6.3	0.00
Alpha: Cornerstone	K-8	*	*	*	*	*	*	*	*	*
Alpha Jose Hernandez	TK-1,5 to 8	346	311	367	9.2	0.00	12.9	0.00	5.4	0.00
Bullis	TK to 8	879	922	1051	0.7	0.00	0.7	0.00	0.6	0.00
Discovery I	K to 8	550	572	579	0.7	0.00	0.9	0.00	1.0	0.00
Discovery II	TK to 8	677	621	568	1.8	0.17	1.0	0.00	0.2	0.00
DCP-Alum Rock	6 to 12	567	704	734	3.4	0.00	5.5	0.00	5.0	0.00
Opportunity Youth Academy	Ages 16-24	222	692	637	0.0	0.00	0.3	0.00	0.0	0.00
Rocketship Alma	TK to 5	513	551	521	0.0	0.00	0.0	0.00	0.0	0.00
Rocketship Brilliant Minds	TK to 5	569	649	662	3.9	0.00	0.5	0.00	0.0	0.00
Rocketship Discovery Prep	TK to 5	505	561	536	2.0	0.00	2.0	0.00	0.4	0.00
Rocketship Fuerza	TK to 5	614	673	648	0.2	0.00	0.0	0.00	0.0	0.00
Rocketship Los Suenos	TK to 5	483	486	481	6.6	0.00	0.6	0.00	0.0	0.00
Rocketship Mateo Sheedy	TK to 5	569	592	558	1.0	0.00	1.0	0.00	0.2	0.00
Rocketship Rising Stars	TK to 4	561	668	651	4.1	0.00	0.6	0.00	0.3	0.00
Rocketship Si Se Puede	TK to 5	439	449	432	0.6	0.00	2.2	0.00	0.0	0.00
Summit: Denali	6 to 12	482	600	625	4.3	0.20	1.8	0.00	0.6	0.00
Summit: Tahoma	9 to 12	342	401	366	4.7	0.00	3.2	0.25	2.7	0.00
Sunrise Middle	5 to 8	210	265	290	9.3	0.00	7.5	0.00	6.9	0.00
University Prep Academy	7 to 12	656	688	721	0.3	0.15	0.1	0.44	0.8	0.14
Voices: Morgan Hill	TK to 8	186	262	322	0.0	0.00	0.0	0.00	0.0	0.00
Voices: Mount Pleasant	TK to 8	217	283	310	0.4	0.00	0.4	0.00	0.3	0.00
<b>SCCOE Authorized Total</b>		9,924	11,270	11,327	3.1	0.03	2.4	0.03	1.5	0.01
<b>Santa Clara County</b>		272,132	276,637	271,607	2.5	0.40	2.5	0.04	1.7	0.02
<b>California</b>		6,220,413	6,329,883	6,306,934	3.5	0.80	3.5	0.08	2.5	0.05

Source: California Department of Education, available at <http://dq.cde.ca.gov/dataquest>

\*Alpha: Cornerstone was not an SCCBOE authorized school in the listed school years.

\*\*Legacy Academy closed March 2019.

# 2019-2020 Charter School Financial Status

School	Annual ADA	Revenues	Expenditures	Change in Net Assets	Beginning Net Assets	Ending Net Assets	Expenditures/ADA	District of Physical Location	District General Fund Expenditures/ADA	Expenditures/ADA \$ Difference
ACE Empower Academy <sup>2</sup>	233.62	\$3,516,606	\$3,609,938	(\$93,332)	\$348,268	\$254,936	\$15,452	Alum Rock Union School District	\$15,147	\$305
Alpha: Cornerstone <sup>2</sup>	520.33	\$6,125,227	\$5,991,099	\$134,128	\$3,952,047	\$4,086,175	\$11,514	Franklin-McKinley School District	\$14,601	(\$3,087)
Alpha: Jose Hernandez <sup>2</sup>	317.49	\$4,657,721	\$4,787,753	(\$130,032)	\$1,465,925	\$1,335,893	\$15,080	Alum Rock Union School District	\$15,147	(\$67)
Bullis <sup>2</sup>	1,008.49	\$14,265,627	\$14,706,818	(\$441,191)	\$1,183,772	\$742,581	\$14,583	Los Altos School District	\$16,235	(\$1,652)
Discovery I <sup>2</sup>	544.19	\$6,057,280	\$6,052,467	\$4,813	\$3,451,897	\$3,456,710	\$11,122	Moreland School District	\$12,976	(\$1,854)
Discovery II <sup>2</sup>	513.11	\$5,640,081	\$5,817,849	(\$177,768)	\$233,864	\$56,096	\$11,338	San Jose Unified School District	\$13,034	(\$1,696)
DCP- Alum Rock <sup>2</sup>	669.04	\$8,744,485	\$8,551,821	\$192,664	\$3,755,267	\$3,947,931	\$12,782	Alum Rock Union School District	\$15,147	(\$2,365)
Opportunity Youth Academy <sup>1,3</sup>	215.33	\$4,831,784	\$4,831,784	\$0	\$0	\$0	\$22,439	Santa Clara County Office of Education	\$14,261	\$8,178
Rocketship: Alma <sup>1</sup>	475.25	\$6,766,969	\$6,755,336	\$11,633	\$2,306,534	\$2,318,167	\$14,214	San Jose Unified School District	\$13,034	\$1,180
Rocketship: Brilliant Minds <sup>1</sup>	590.39	\$8,472,836	\$7,988,617	\$484,219	\$2,504,744	\$2,988,963	\$13,531	Alum Rock Union School District	\$15,147	(\$1,616)
Rocketship: Discovery Prep <sup>1</sup>	468.29	\$6,227,551	\$6,424,673	(\$197,122)	\$587,275	\$390,153	\$13,719	San Jose Unified School District	\$13,034	\$685
Rocketship: Fuerza <sup>2</sup>	594.64	\$8,802,562	\$8,238,543	\$564,019	\$1,205,926	\$1,769,945	\$13,855	Alum Rock Union School District	\$15,147	(\$1,292)
Rocketship: Los Suenos <sup>1</sup>	424.37	\$6,286,363	\$6,291,455	(\$5,092)	\$3,022,604	\$3,017,512	\$14,825	Alum Rock Union School District	\$15,147	(\$322)
Rocketship: Mateo Sheedy <sup>2</sup>	498.16	\$6,613,944	\$6,845,025	(\$231,081)	\$3,275,524	\$3,044,443	\$13,741	San Jose Unified School District	\$13,034	\$707
Rocketship: Rising Star <sup>2</sup>	594.25	\$8,282,613	\$7,039,084	\$1,243,529	\$2,272,043	\$3,515,572	\$11,845	Alum Rock Union School District	\$15,147	(\$3,302)
Rocketship: Si Se Puede <sup>2</sup>	370.28	\$5,423,235	\$5,428,023	(\$4,788)	\$3,442,796	\$3,438,008	\$14,659	Alum Rock Union School District	\$15,147	(\$488)
Summit: Denali <sup>1</sup>	569.95	\$10,424,759	\$9,395,695	\$1,029,064	(\$1,006,040)	\$23,024	\$16,485	Fremont Union High School District	\$15,621	\$864
Summit: Tahoma <sup>2</sup>	324.50	\$3,829,696	\$4,139,276	(\$309,580)	\$1,303,652	\$994,072	\$12,756	East Side Union High School District	\$12,751	\$5
Sunrise Middle <sup>2</sup>	251.86	\$3,314,191	\$3,281,403	\$32,788	\$670,071	\$702,859	\$13,029	San Jose Unified School District	\$13,034	(\$5)
University Prep Academy <sup>1</sup>	678.84	\$7,526,120	\$7,300,530	\$225,590	\$3,672,361	\$3,897,951	\$10,754	San Jose Unified School District	\$13,034	(\$2,280)
Voices: Morgan Hill <sup>2</sup>	295.23	\$3,862,894	\$3,375,456	\$487,438	\$896,346	\$1,383,784	\$11,433	Morgan Hill Unified School District	\$11,203	\$230
Voices: Mount Pleasant <sup>2</sup>	277.04	\$3,840,889	\$3,866,388	(\$25,499)	\$612,568	\$587,069	\$13,956	Mount Pleasant School District	\$15,331	(\$1,375)
<b>TOTAL</b>		<b>\$143,513,433</b>	<b>\$140,719,033</b>							

Source: Charter information obtained from FY 2019-20 financial audit  
 District Information obtained from the California Department of Education (CDE)  
 "Charter Schools in California" Ed-Data 2020. <https://www.ed-data.org/article/Charter-Schools-in-California#A2>

<sup>1</sup> Countywide - Defined in Education Code Section 47605.5. See page 45.

<sup>2</sup> District Appeal - Defined in Education Code Section 47605(k). See page 44.

<sup>3</sup> Locally Funded Charter School - Funding disbursed through the LEA that granted its charter (SCCOE).



# ACE Empower Academy

Principal: Lisamarie Reid • CMO: ACE Charter Schools



Academic Year 2020-2021 • Current Grade Span: 5-8

## Fast Facts

District Appeal or Countywide:	District Appeal (ARUSD)
Authorization by SCCBOE:	2007
Year Opened:	2008
Renewal Year(s):	2011, 2016, 2021
Current Charter Term:	2021-2026

Data reported by school as of February 1, 2021.

## Financial Data

Average Site Administrator Salary	\$92,212
Average Teacher Salary	\$63,840
Average Classified Staff Salary	\$45,031
Average per Pupil Cost	\$14,795
CMO Rate	10%
CMO Fee	\$406,239
Facility Cost	\$548,957
Facility - Leased/Owned	Leased
Participates in STRS	Yes
Participates in PERS	No
Other Retirement Benefits	401(k)
Annual Teacher Attrition Rate (Teachers Not Returning/Total Teachers)	50%

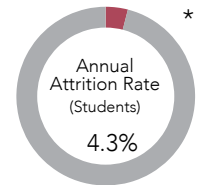
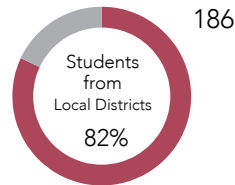
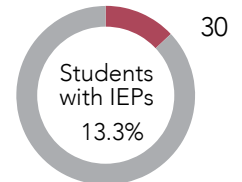
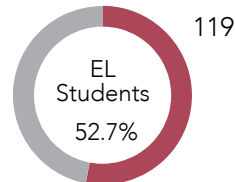
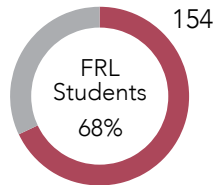


### Students Enrolled

226

### Students on Wait List

0



\*Number of students who could return but did not/number of students who could have returned.

### Student to Teacher Ratio

Grades 4-8 20:1

## Teachers

African American	0
Asian	3
White	3
Hispanic	6
Other	1
<b>Total</b>	<b>13</b>
Average Tenure Teaching	5
Average Tenure at Site	2.5

## Administrators

African American	1
Asian	0
White	0
Hispanic	1
Other	0
<b>Total</b>	<b>2</b>
Average Tenure at Site	2.5

## Other Support Staff

African American	0
Asian	2
White	0
Hispanic	10
Other	0
<b>Total</b>	<b>12</b>
Average Tenure at Site	4

## ACE EMPOWER ACADEMY

625 S. Sunset Ave. • San José, CA 95116 • Phone: 408-729-3920 • E-mail: lreid@acecharter.org



# Alpha Public Schools: Cornerstone Academy Preparatory School

Principal: Marion Dickel • CMO: Alpha Public Schools

Academic Year 2020-2021 • Current Grade Span: K-8

## Fast Facts

District Appeal or Countywide:	District Appeal (FMSD)
Authorization by SCCBOE:	2020
Year Opened:	2010
Renewal Year(s):	2020
Current Charter Term:	2020-2025

Data Reported by School as of February 1, 2021.

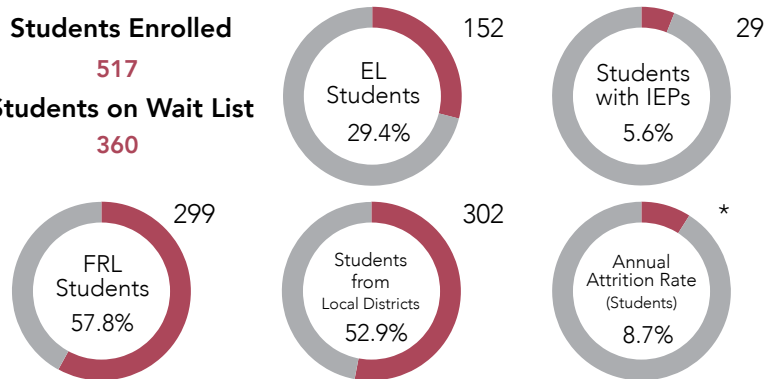
## Financial Data

Average Site Administrator Salary	\$100,450
Average Teacher Salary	\$66,814
Average Classified Staff Salary	\$62,833
Average per Pupil Cost	\$11,136
CMO Rate	17%
CMO Fee	\$827,544
Facility Cost	\$227,943
Facility - Leased/Owned	Leased
Participates in STRS	No
Participates in PERS	No
Other Retirement Benefits	403(b)
Annual Teacher Attrition Rate (Teachers Not Returning/Total Teachers)	22.3%



**Students Enrolled**  
517

**Students on Wait List**  
360



\*Number of students who could return but did not/number of students who could have returned.

### Student to Teacher Ratio:

Grade K	29:1	Grades 4-8	28.5:1
Grades 1-3	30:1		

### Teachers

African American	1
Asian	3
White	5
Hispanic	10
Other	0
<b>Total</b>	<b>19</b>
Average Tenure Teaching	4.5
Average Tenure at Site	2.5

### Administrators

African American	0
Asian	1
White	2
Hispanic	2
Other	1
<b>Total</b>	<b>6</b>
Average Tenure at Site	4

### Other Support Staff

African American	2
Asian	2
White	4
Hispanic	7
Other	0
<b>Total</b>	<b>15</b>
Average Tenure at Site	1.5

## ALPHA PUBLIC SCHOOLS: CORNERSTONE ACADEMY PREPARATORY SCHOOL

1598 Lucretia Ave. • San José, CA 95122 • Phone: 408-361-3876 • mdickel@alphapublicschools.org

# Alpha Public Schools: José Hernández Middle School

Principal: Dr. Rosie Carlson • CMO: Alpha Public Schools



Academic Year 2020-2021 • Current Grade Span: TK-1,5-8

## Fast Facts

District Appeal or Countywide:	District Appeal (ARUSD)
Authorization by SCCBOE:	2013
Year Opened:	2014
Renewal Year(s):	2016
Current Charter Term:	2017-2022

Data Reported by School as of February 1, 2021.

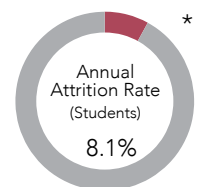
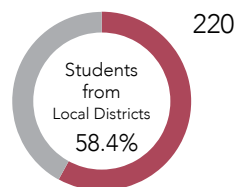
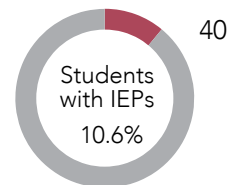
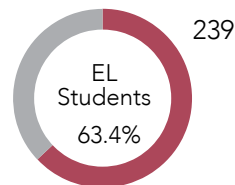
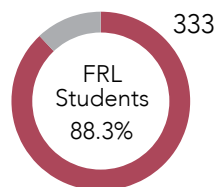
## Financial Data

Average Site Administrator Salary	\$101,400
Average Teacher Salary	\$66,814
Average Classified Staff Salary	\$62,833
Average per Pupil Cost	\$13,862
CMO Rate	17%
CMO Fee	\$590,536
Facility Cost	\$130,609
Facility - Leased/Owned	Leased
Participates in STRS	No
Participates in PERS	No
Other Retirement Benefits	403(b)
Annual Teacher Attrition Rate (Teachers Not Returning/Total Teachers)	15.4%



**Students Enrolled**  
377

**Students on Wait List**  
63



\*Number of students who could return but did not/number of students who could have returned.

### Student to Teacher Ratio:

Grades TK-K	24:1	Grades 4-8	31:1
Grades 1-3	32:1		

### Teachers

African American	1
Asian	3
White	5
Hispanic	10
Other	0
<b>Total</b>	<b>19</b>
Average Tenure Teaching	3
Average Tenure at Site	2.5

### Administrators

African American	0
Asian	1
White	2
Hispanic	2
Other	1
<b>Total</b>	<b>6</b>
Average Tenure at Site	4

### Other Support Staff

African American	2
Asian	2
White	4
Hispanic	7
Other	0
<b>Total</b>	<b>15</b>
Average Tenure at Site	1.5

## ALPHA PUBLIC SCHOOLS: JOSÉ HERNÁNDEZ MIDDLE SCHOOL

1601 Cunningham Ave. • San José, CA 95112 • Phone: 408-780-1551 (ext. 303) • rcarlson@alphapublicschools.org



# Bullis Charter School

Superintendent/Principal: Maureen Israel • CMO: None

Academic Year 2020-2021 • Current Grade Span: TK-8

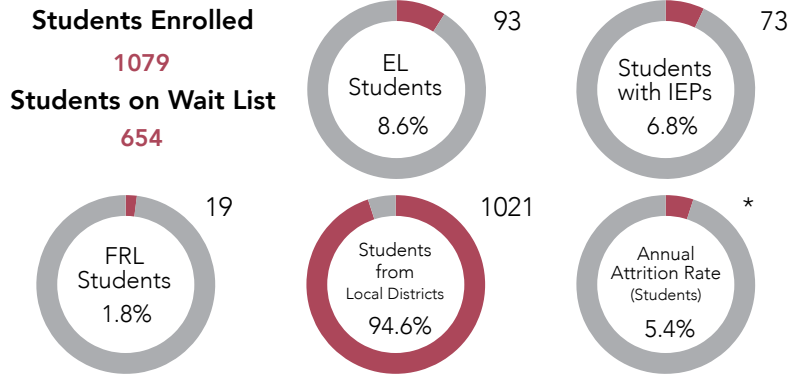
## Fast Facts

District Appeal or Countywide:	District Appeal (LASD)
Authorization by SCCBOE:	2003
Year Opened:	2004
Renewal Year(s):	2007, 2012, 2016
Current Charter Term:	2017-2022

Data Reported by School as of February 1, 2021.

## Financial Data

Average Site Administrator Salary	\$161,309
Average Teacher Salary	\$76,430
Average Classified Staff Salary	\$84,273
Average per Pupil Cost	\$13,823
CMO Rate	N/A
CMO Fee	N/A
Facility Cost	\$253,208
Facility - Leased/Owned	Leased
Participates in STRS	Yes
Participates in PERS	No
Other Retirement Benefits	N/A
Annual Teacher Attrition Rate (Teachers Not Returning/Total Teachers)	20%



\*Number of students who could return but did not/number of students who could have returned.

### Student to Teacher Ratio:

TK - K	11:1	Grades 4 - 8	12:1
Grades 1 - 3	14:1		

### Teachers

African American	0
Asian	16
White	58
Hispanic	10
Other	4
<b>Total</b>	<b>88</b>
Average Tenure Teaching	9
Average Tenure at Site	4

### Administrators

African American	0
Asian	0
White	5
Hispanic	0
Other	0
<b>Total</b>	<b>5</b>
Years at Site	2.5

### Other Support Staff

African American	1
Asian	2
White	7
Hispanic	5
Other	3
<b>Total</b>	<b>18</b>
Average Tenure at Site	6

## BULLIS CHARTER SCHOOL

102 W. Portola Ave. • 1124 Covington Rd. • Los Altos, CA 94022/94024 • Phone: 650-947-4100 • E-mail: misreal@bullischarterschool.com

# Discovery Charter School I

Superintendent/Executive Director: Debby Perry • CMO: Discovery Charter School



Academic Year 2020-2021 • Current Grade Span: K-8

## Fast Facts

District Appeal or Countywide:	District Appeal (MSD)
Authorization by SCCBOE:	2006
Year Opened:	2006
Renewal Year(s):	2009, 2014, 2019
Current Charter Term:	2019-2024

Data Reported by School as of February 1, 2021.

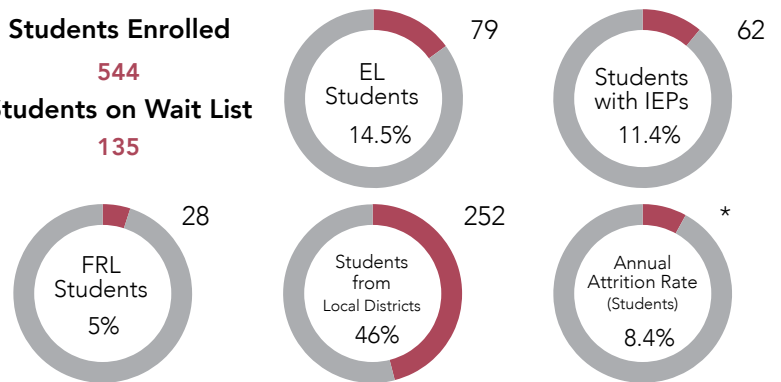
## Financial Data

Average Site Administrator Salary	\$132,298
Average Teacher Salary	\$83,359
Average Classified Staff Salary	\$46,250
Average per Pupil Cost	\$11,883
CMO Rate	N/A
CMO Fee	N/A
Facility Cost	\$419,656
Facility - Leased/Owned	Leased
Participates in STRS	Yes
Participates in PERS	No
Other Retirement Benefits	403(b)
Annual Teacher Attrition Rate (Teachers Not Returning/Total Teachers)	14.3%



**Students Enrolled**  
544

**Students on Wait List**  
135



\*Number of students who could return but did not/number of students who could have returned.

### Student to Teacher Ratio:

TK - Kinder	22:1	Grades 4 - 8	26:1
Grades 1 - 3	22:1		

### Teachers

African American	0
Asian	4
White	23
Hispanic	2
Other	0
<b>Total</b>	<b>29</b>
Average Tenure Teaching	10
Average Tenure at Site	6.9

### Administrators

African American	0
Asian	0
White	1
Hispanic	0
Other	0
<b>Total</b>	<b>1</b>
Average Tenure at Site	14

### Other Support Staff

African American	0
Asian	6
White	18
Hispanic	3
Other	0
<b>Total</b>	<b>27</b>
Average Tenure at Site	8.8

## DISCOVERY CHARTER SCHOOL I

4021 Teale Ave. • San José, CA 95117 • Phone: 408-243-9800 • E-mail: dperry@discoveryk8.org



# Discovery Charter School II

Director: Miki Walker • CMO: Discovery Charter School

Academic Year 2020-2021 • Current Grade Span: TK-8


## Fast Facts

District Appeal or Countywide:	District Appeal (SJUSD)
Authorization by SCCBOE:	2013
Year Opened:	2013
Renewal Year(s):	2018
Current Charter Term:	2018-2023

Data Reported by School as of February 1, 2021.

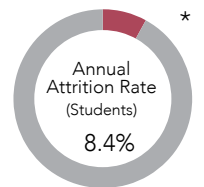
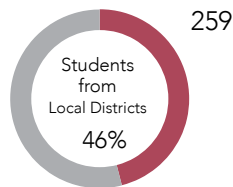
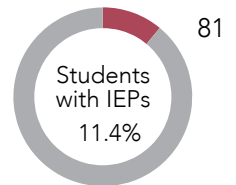
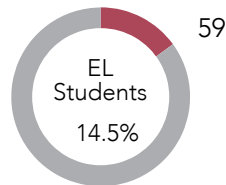
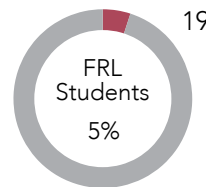
## Financial Data

Average Site Administrator Salary	\$132,298
Average Teacher Salary	\$70,349
Average Classified Staff Salary	\$46,350
Average per Pupil Cost	\$10,736
CMO Rate	N/A
CMO Fee	N/A
Facility Cost	\$1,091,149
Facility - Leased/Owned	Leased
Participates in STRS	Yes
Participates in PERS	No
Annual Teacher Attrition Rate (Teachers Not Returning/Total Teachers)	403(b) 22.2%



**Students Enrolled**  
557

**Students on Wait List**  
6



\*Number of students who could return but did not/number of students who could have returned.

### Student to Teacher Ratio:

TK - Kinder	22:1	Grades 4 - 8	23:1
Grades 1 - 3	21:1	Other: Ind Studies	23:1

### Teachers

African American	2
Asian	5
White	18
Hispanic	2
Other	0
<b>Total</b>	<b>27</b>
Average Tenure Teaching	7.3
Average Tenure at Site	3.7

### Administrators

African American	0
Asian	1
White	0
Hispanic	0
Other	0
<b>Total</b>	<b>1</b>
Average Tenure at Site	8

### Other Support Staff

African American	0
Asian	9
White	23
Hispanic	8
Other	0
<b>Total</b>	<b>40</b>
Average Tenure at Site	5.1

## DISCOVERY CHARTER SCHOOL II

762 Sunset Glen • San José, CA 95123 • Phone: 408-300-1358 • E-mail: mwalker@discoverytwo.org

# Downtown College Prep (DCP): Alum Rock

Co-Principals: Leticia Villa-Gascon (6-8), Terri Furton (9-12)

CMO: Downtown College Prep



Academic Year 2020-2021 • Current Grade Span: 6-12

## Fast Facts

District Appeal or Countywide:	District Appeal (ESUHSD)
Authorization by SCCBOE:	2009
Year Opened:	2011
Renewal Year(s):	2016, 2021
Current Charter Term:	2021-2026

Data Reported by School as of February 1, 2021.

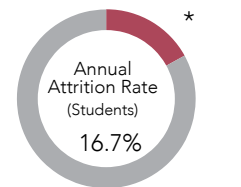
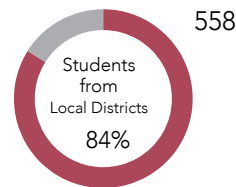
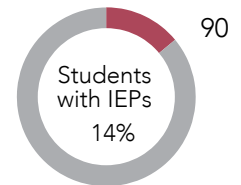
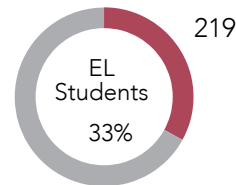
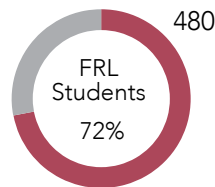
## Financial Data

Average Site Administrator Salary	\$125,091
Average Teacher Salary	\$64,487
Average Classified Staff Salary	\$51,544
Average per Pupil Cost	\$12,883
CMO Rate	17%
CMO Fee	\$1,288,428
Facility Cost	\$1,129,463
Facility - Leased/Owned	Leased
Participates in STRS	Yes
Participates in PERS	Yes
Annual Teacher Attrition Rate (Teachers Not Returning/Total Teachers)	29.4%



**Students Enrolled**  
666

**Students on Wait List**  
0



\*Number of students who could return but did not/number of students who could have returned.

### Student to Teacher Ratio:

Grades 4-8 21:1

Grades 9-12 16:1

### Teachers

African American	0
Asian	1
White	18
Hispanic	18
Other	1
<b>Total</b>	<b>38</b>
Average Tenure Teaching	4.9
Average Tenure at Site	2.6

### Administrators

African American	0
Asian	1
White	1
Hispanic	2
Other	0
<b>Total</b>	<b>4</b>
Average Tenure at Site	7

### Other Support Staff

African American	2
Asian	1
White	1
Hispanic	11
Other	1
<b>Total</b>	<b>16</b>
Average Tenure at Site	2.2

## DOWNTOWN COLLEGE PREP (DCP): ALUM ROCK

High School Campus • 1776 Educational Park Dr., Bldg. H • San José, CA 95148 • Phone: 408-384-4554 • Email: tfurton@dcp.org  
Middle School Campus • 2800 Ocala Rd. • San José, CA 95148 • Phone: 408-942-7000 • E-mail: lvilla@dcp.org

## Fast Facts

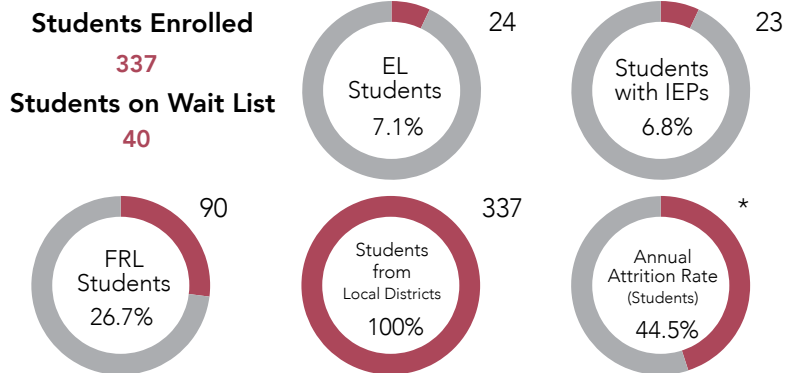
District Appeal or Countywide: Countywide

Authorization by SCCBOE: 2016  
 Year Opened: 2016  
 Renewal Year(s): 2021  
 Current Charter Term: 2021-2026

Data Reported by School as of February 1, 2021.

## Financial Data

Average Site Administrator Salary	\$185,220
Average Teacher Salary	\$146,426
Average Classified Staff Salary	\$47,773
Average per Pupil Cost	\$18,898
CMO Rate	N/A
CMO Fee	N/A
Facility Cost	\$25,000
Facility - Leased/Owned	Leased
Participates in STRS	Yes
Participates in PERS	Yes
Annual Teacher Attrition Rate (Teachers Not Returning/Total Teachers)	0%



\*Number of students who could return but did not/number of students who could have returned.

**Student to Teacher Ratio:**  
Grades 9-12 38:1

### Teachers

African American	1
Asian	1
White	6
Hispanic	1
Other	1
<b>Total</b>	<b>10</b>
Average Tenure Teaching	13
Average Tenure at Site	7

### Administrators

African American	0
Asian	0
White	0
Hispanic	1
Other	0
<b>Total</b>	<b>1</b>
Average Tenure at Site	3

### Other Support Staff

African American	0
Asian	0
White	2
Hispanic	8
Other	1
<b>Total</b>	<b>11</b>
Average Tenure at Site	2

## OPPORTUNITY YOUTH ACADEMY (OYA)

OYA Snell, 3550 Snell Avenue, San José, CA 95136 • E-mail: phil\_morales@sccoe.org

- OYA Sobrato, 512 Valley Way, Milpitas, CA 95035 • OYA South County, 930 Wren Avenue, Gilroy, CA 95020
- OYA The Hub, 591 North King Rd., STE 1, San José, CA 95133 • OYA Washington, 921 S. First Street, STE B, San José, CA 95110
- OYA ConXion, 749 Story Road, Suite 10, San José, CA 95122 • OYA Snell, 3550 Snell Avenue, San José, CA 95136



# Rocketship Alma Academy

Principal: Carly Reiss • CMO: Rocketship Public Schools



Academic Year 2020-2021 • Current Grade Span: TK-5

## Fast Facts

District Appeal or Countywide:	Countywide
Authorization by SCCBOE:	2011
Year Opened:	2012
Renewal Year(s):	2017
Current Charter Term:	2017-2022

Data Reported by School as of February 1, 2021.

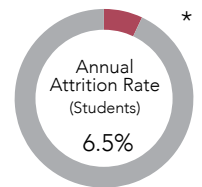
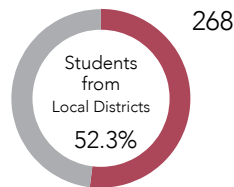
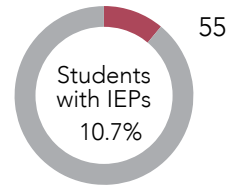
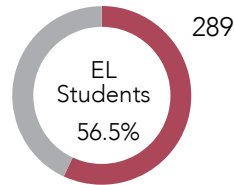
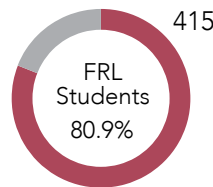
## Financial Data

Average Site Administrator Salary	\$94,400
Average Teacher Salary	\$63,734
Average Classified Staff Salary	\$38,912
Average per Pupil Cost	\$14,175
CMO Rate	15%
CMO Fee	\$998,483
Facility Cost	\$721,536
Facility - Leased/Owned	Leased
Participates in STRS	Yes
Participates in PERS	No
Other Retirement Benefits)	403(b)
Annual Teacher Attrition Rate	5%
(Teachers Not Returning/Total Teachers)	



**Students Enrolled**  
512

**Students on Wait List**  
81



\*Number of students who could return but did not/number of students who could have returned.

### Student to Teacher Ratio:

TK-Kinder	35:1	Grades 4-8	19:1
Grades 1-3	28:1		

### Teachers

African American	1
Asian	4
White	6
Hispanic	8
Other	1
<b>Total</b>	<b>20</b>
Average Tenure Teaching	3.2
Average Tenure at Site	2

### Administrators

African American	0
Asian	0
White	2
Hispanic	2
Other	1
<b>Total</b>	<b>5</b>
Average Tenure at Site	4.2

### Other Support Staff

African American	5
Asian	0
White	5
Hispanic	9
Other	1
<b>Total</b>	<b>20</b>
Average Tenure at Site	2.8

## ROCKETSHIP ALMA ACADEMY

198 W. Alma Ave. • San José, CA 95110 • Phone: 408-931-6838 • E-mail: creiss@rsed.org



# Rocketship Academy for Brilliant Minds

Principal: Lisa Greene • CMO: Rocketship Public Schools

Academic Year 2010-2021 • Current Grade Span: TK-5

## Fast Facts

District Appeal or Countywide:	Countywide
Authorization by SCCBOE:	2011
Year Opened:	2012
Renewal Year(s):	2017
Current Charter Term:	2017-2022

Data Reported by School as of February 1, 2021.

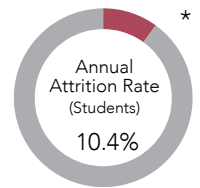
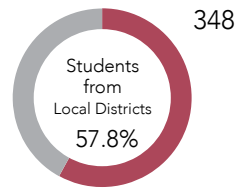
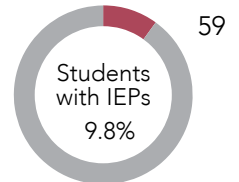
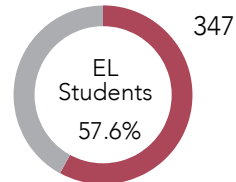
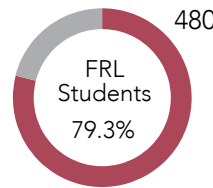
## Financial Data

Average Site Administrator Salary	\$90,518
Average Teacher Salary	\$62,348
Average Classified Staff Salary	\$40,196
Average per Pupil Cost	\$13,450
CMO Rate	15%
CMO Fee	\$1,333,836
Facility Cost	\$1,103,935
Facility - Leased/Owned	Leased
Participates in STRS	Yes
Participates in PERS	No
Other Retirement Benefits)	403(b)
Annual Teacher Attrition Rate (Teachers Not Returning/Total Teachers)	16%



**Students Enrolled**  
602

**Students on Wait List**  
34



\*Number of students who could return but did not/number of students who could have returned.

### Student to Teacher Ratio:

TK-Kinder	28:1	Grades 4-8	29:1
Grades 1-3	32:1		

### Teachers

African American	1
Asian	8
White	5
Hispanic	4
Other	2
<b>Total</b>	<b>20</b>
Average Tenure Teaching	3.1
Average Tenure at Site	2.2

### Administrators

African American	1
Asian	0
White	2
Hispanic	3
Other	0
<b>Total</b>	<b>6</b>
Average Tenure at Site	2

### Other Support Staff

African American	1
Asian	3
White	0
Hispanic	15
Other	1
<b>Total</b>	<b>20</b>
Average Tenure at Site	2.5

## ROCKETSHIP BRILLIANT MINDS

2962 Story Rd. • San José, CA 95127 • Phone: 408-708-5650 • E-mail: lgreene@rsed.org

# Rocketship Discovery Prep

Principal: Kayla Antoniono Heath • CMO: Rocketship Public Schools



Academic Year 2020-2021 • Current Grade Span: TK-5

## Fast Facts

District Appeal or Countywide:	Countywide
Authorization by SCCBOE:	2011
Year Opened:	2011
Renewal Year(s):	2016, 2021
Current Charter Term:	2021-2026

Data Reported by School as of February 1, 2021.

## Financial Data

Average Site Administrator Salary	\$98,334
Average Teacher Salary	\$61,107
Average Classified Staff Salary	\$38,641
Average per Pupil Cost	\$13,648
CMO Rate	15%
CMO Fee	\$992,521
Facility Cost	\$746,524
Facility - Leased/Owned	Leased
Participates in STRS	Yes
Participates in PERS	No
Other Retirement Benefits	403(b)
Annual Teacher Attrition Rate (Teachers Not Returning/Total Teachers)	16%

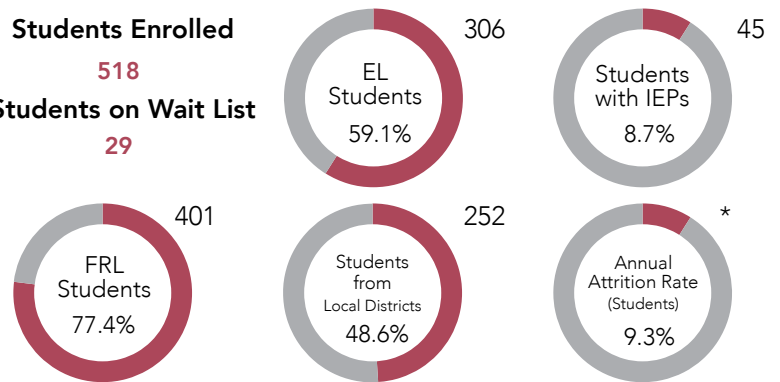


### Students Enrolled

518

### Students on Wait List

29



\*Number of students who could return but did not/number of students who could have returned.

### Student to Teacher Ratio

TK-Kinder	25:1	Grades 4-8	27:1
Grades 1-3	26:1		

### Teachers

African American	3
Asian	6
White	9
Hispanic	2
Other	2
<b>Total</b>	<b>22</b>
Average Tenure Teaching	3
Average Tenure at Site	3.1

### Administrators

African American	0
Asian	1
White	2
Hispanic	2
Other	0
<b>Total</b>	<b>5</b>
Average Tenure at Site	4.3

### Other Support Staff

African American	0
Asian	4
White	2
Hispanic	13
Other	1
<b>Total</b>	<b>20</b>
Average Tenure at Site	2.9

## ROCKETSHIP DISCOVERY PREP

370 Wooster Ave. • San José, CA 95116 • Phone: 408-217-8951 • E-mail: kheath@rsed.org



# Rocketship Fuerza Community Prep

Principal: Briana Neveras • CMO: Rocketship Public Schools

Academic Year 2020-2021 • Current Grade Span: TK-5

## Fast Facts

District Appeal or Countywide:	District Appeal (ARUSD)
Authorization by SCCBOE:	2014
Year Opened:	2014
Renewal Year(s):	2018
Current Charter Term:	2019-2024

Data Reported by School as of February 1, 2021.

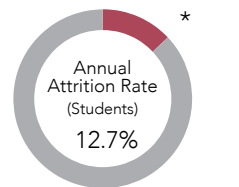
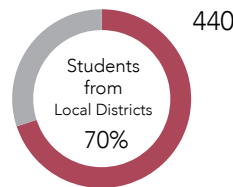
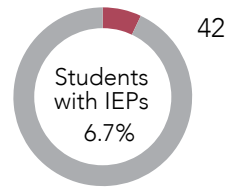
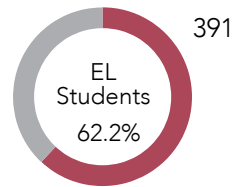
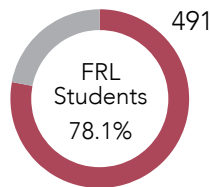
## Financial Data

Average Site Administrator Salary	\$93,508
Average Teacher Salary	\$62,544
Average Classified Staff Salary	\$39,106
Average Per Pupil Cost	\$13,842
CMO Rate	15%
CMO Fee	\$1,340,753
Facility Cost	\$1,408,961
Facility - Leased/Owned	Leased
Participates in STRS	Yes
Participates in PERS	No
Other Retirement Benefits	403(b)
Annual Teacher Attrition Rate (Teachers Not Returning/Total Teachers)	17%



**Students Enrolled**  
629

**Students on Wait List**  
50



\*Number of students who could return but did not/number of students who could have returned.

### Student to Teacher Ratio

TK-Kindergarten	31:1	Grades 4-8	31:1
Grades 1-3	32:1		

### Teachers

African American	2
Asian	3
White	4
Hispanic	9
Other	2
<b>Total</b>	<b>20</b>
Average Tenure Teaching	3.5
Average Tenure at Site	2.4

### Administrators

African American	1
Asian	0
White	0
Hispanic	3
Other	1
<b>Total</b>	<b>5</b>
Average Tenure at Site	5.1

### Other Support Staff

African American	4
Asian	0
White	0
Hispanic	19
Other	0
<b>Total</b>	<b>23</b>
Average Tenure at Site	3

## ROCKETSHIP FUERZA COMMUNITY PREP

70 S. Jackson Ave. • San José, CA 95116 • Phone: 408-708-5744 • E-mail: bneveras@rsed.org

# Rocketship Los Sueños Academy

Principal: Gabriela Gordon • CMO: Rocketship Public Schools



Academic Year 2020-2021 • Current Grade Span: TK-5

## Fast Facts

District Appeal or Countywide:	Countywide
Authorization by SCCBOE:	2009
Year Opened:	2010
Renewal Year(s):	2015, 2020
Current Charter Term:	2020-2025

Data Reported by School as of February 1, 2021.

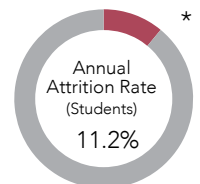
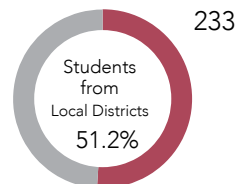
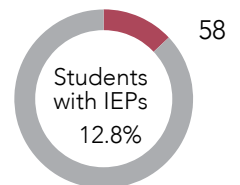
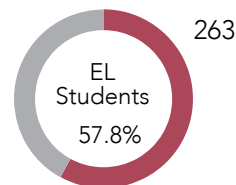
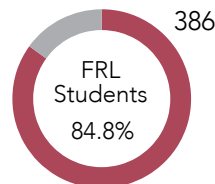
## Financial Data

Administrator Salary	\$99,889
Average Teacher Salary	\$64,747
Average Classified Staff Salary	\$41,496
Average Per Pupil Cost	\$14,762
CMO Rate	15%
CMO Fee	\$989,042
Facility Cost	\$859,654
Facility - Leased/Owned	Leased
Participates in STRS	Yes
Participates in PERS	No
Other Retirement Benefits	403(b)
Annual Teacher Attrition Rate (Teachers Not Returning/Total Teachers)	12%



**Students Enrolled**  
455

**Students on Wait List**  
10



\*Number of students who could return but did not/number of students who could have returned.

### Student to Teacher Ratio

TK-Kinder	24:1	Grades 4-8	25:1
Grades 1-3	19:1		

### Teachers

African American	1
Asian	3
White	9
Hispanic	7
Other	0
<b>Total</b>	<b>20</b>
Average Tenure Teaching	3.8
Average Tenure at Site	2.6

### Administrators

African American	0
Asian	0
White	1
Hispanic	4
Other	0
<b>Total</b>	<b>5</b>
Average Tenure at Site	4

### Other Support Staff

African American	0
Asian	1
White	1
Hispanic	13
Other	0
<b>Total</b>	<b>15</b>
Average Tenure at Site	4

## ROCKETSHIP LOS SUEÑOS ACADEMY

331 South 34th St. • San José, CA 95116 • Phone: 408-684-4028 • E-mail: ggordon@rsed.org



# Rocketship Mateo Sheedy

Principal: Courtney English • CMO: Rocketship Public Schools

Academic Year 2020-2021 • Current Grade Span: TK-5

## Fast Facts

District Appeal or Countywide:	District Appeal (SJUSD)
Authorization by SCCBOE:	2006
Year Opened:	2007
Renewal Year(s):	2009, 2015, 2020
Current Charter Term:	2020-2025

Data Reported by School as of February 1, 2021.

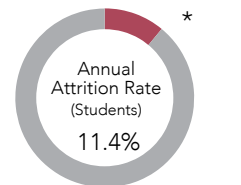
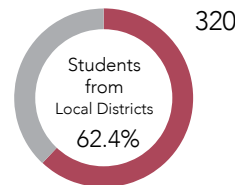
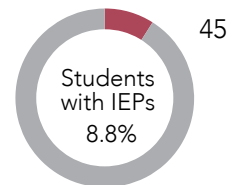
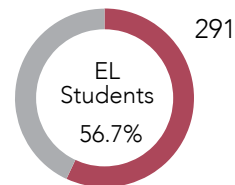
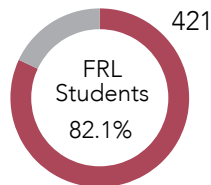
## Financial Data

Average Site Administrator Salary	\$103,050
Average Teacher Salary	\$61,712
Average Classified Staff Salary	\$44,020
Average per Pupil Cost	\$13,664
CMO Rate	15%
CMO Fee	\$1,021,811
Facility Cost	\$868,335
Facility - Leased/Owned	Leased
Participates in STRS	Yes
Participates in PERS	No
Other Retirement Benefits	403(b)
Annual Teacher Attrition Rate (Teachers Not Returning/Total Teachers)	9%



**Students Enrolled**  
513

**Students on Wait List**  
9



\*Number of students who could return but did not/number of students who could have returned.

### Student to Teacher Ratio

TK-Kindergarten	26:1	Grades 4-8	23:1
Grades 1-3	25:1		

### Teachers

African American	1
Asian	4
White	4
Hispanic	10
Other	2
<b>Total</b>	<b>21</b>
Average Tenure Teaching	2.9
Average Tenure at Site	2.1

### Administrators

African American	1
Asian	2
White	0
Hispanic	1
Other	1
<b>Total</b>	<b>5</b>
Average Tenure at Site	5.7

### Other Support Staff

African American	0
Asian	2
White	0
Hispanic	13
Other	1
<b>Total</b>	<b>16</b>
Average Tenure at Site	4.9

## ROCKETSHIP MATEO SHEEDY

788 Locust St. • San José, CA 95110 • Phone: 408-286-3330 • E-mail: cenglish@rsed.org

# Rocketship Rising Stars Academy

Principal: Eric Neumann • CMO: Rocketship Public Schools



Academic Year 2020-2021 • Current Grade Span: TK-4

## Fast Facts

District Appeal or Countywide:	District Appeal (FMSD)
Authorization by SCCBOE:	2015
Year Opened:	2016
Renewal Year(s):	2021
Current Charter Term:	2021-2026

Data Reported by School as of February 1, 2021.

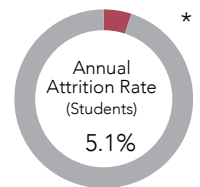
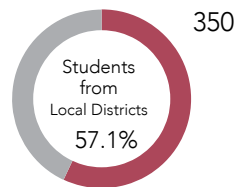
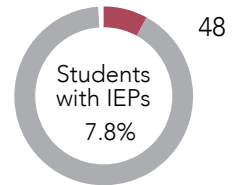
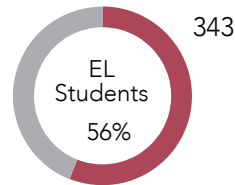
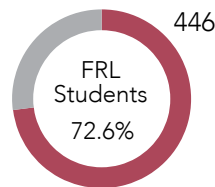
## Financial Data

Average Site Administrator Salary	\$94,210
Average Certificated Teacher Salary	\$65,928
Average Classified Staff Salary	\$39,399
Average per Pupil Cost	\$11,838
CMO Rate	15%
CMO Fee	\$1,298,494
Facility Cost	\$845,520
Facility - Leased/Owned	Leased
Participates in STRS	Yes
Participates in PERS	No
Other Retirement Benefits	403(b)
Annual Teacher Attrition Rate (Teachers Not Returning/Total Teachers)	5%



**Students Enrolled**  
613

**Students on Wait List**  
45



\*Number of students who could return but did not/number of students who could have returned.

### Student to Teacher Ratio:

TK-Kinder	30:1	Grades 4-8	27:1
Grades 1-3	36:1		

### Teachers

African American	0
Asian	3
White	7
Hispanic	9
Other	1
<b>Total</b>	<b>20</b>
Average Tenure Teaching	3.2
Average Tenure at Site	2.8

### Administrators

African American	0
Asian	0
White	2
Hispanic	4
Other	0
<b>Total</b>	<b>6</b>
Average Tenure at Site	5.2

### Other Support Staff

African American	0
Asian	1
White	5
Hispanic	13
Other	0
<b>Total</b>	<b>19</b>
Average Tenure at Site	2.3

## ROCKETSHIP RISING STARS

3172 Senter Road • San José, CA 95111 • Phone: 408-677-4879 • E-mail: enemann@rsed.org



# Rocketship Sí Se Puede Academy

Principal: Shivesh Puri • CMO: Rocketship Public Schools

Academic Year 2020-2021 • Current Grade Span: TK-5

## Fast Facts

District Appeal or Countywide:	District Appeal (ARUSD)
Authorization by SCCBOE:	2008
Year Opened:	2009
Renewal Year(s):	2011, 2017
Current Charter Term:	2017-2022

Data Reported by School as of February 1, 2021.

## Financial Data

Average Site Administrator Salary	\$100,493
Average Teacher Salary	\$64,674
Average Classified Staff Salary	\$39,607
Average per Pupil Cost	\$14,584
CMO Rate	15%
CMO Fee	\$868,649
Facility Cost	\$1,032,223
Facility - Leased/Owned	Leased
Participates in STRS	Yes
Participates in PERS	No
Other Retirement Benefits	403(b)
Annual Teacher Attrition Rate (Teachers Not Returning/Total Teachers)	9%

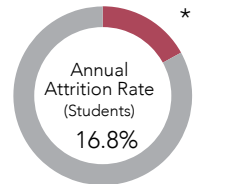
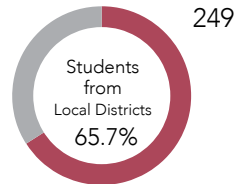
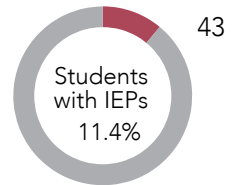
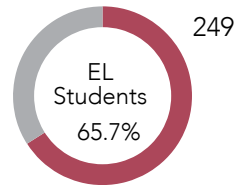
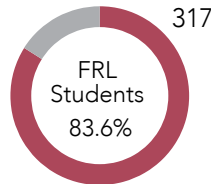


### Students Enrolled

379

### Students on Wait List

23



\*Number of students who could return but did not/number of students who could have returned.

### Student to Teacher Ratio:

TK-Kinder	25:1	Grades 4-8	25:1
Grades 1-3	27:1		

### Teachers

African American	0
Asian	2
White	7
Hispanic	4
Other	2
<b>Total</b>	<b>15</b>
Average Tenure Teaching	4
Average Tenure at Site	2.6

### Administrators

African American	0
Asian	0
White	2
Hispanic	2
Other	1
<b>Total</b>	<b>5</b>
Average Tenure at Site	4.4

### Other Support Staff

African American	0
Asian	2
White	1
Hispanic	11
Other	0
<b>Total</b>	<b>14</b>
Average Tenure at Site	4.9

## ROCKETSHIP SÍ SE PUEDE

2249 Dobern Ave. • San José, CA 95116 • Phone: 408-824-5180 • E-mail: spuri@rsed.org



# Summit Public Schools: Denali

Co-Executive Directors: William Kim (6-8), Kevin Bock (9-12) • CMO: Summit Public Schools



Academic Year 2020-2021 • Current Grade Span: 6-12

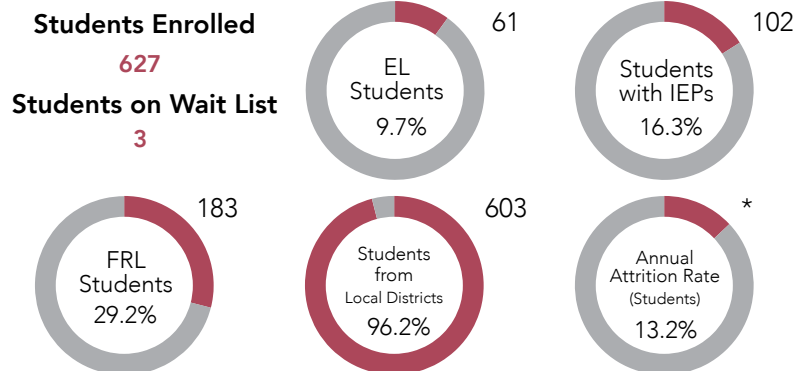
## Fast Facts

District Appeal or Countywide:	Countywide
Authorization by SCCBOE:	2012
Year Opened:	2013
Renewal Year(s):	2018
Current Charter Term:	2018-2023

Data Reported by School as of February 1, 2021.

## Financial Data

Average Site Administrator Salary	\$98,986
Average Teacher Salary	\$76,310
Average Classified Staff Salary	\$46,039
Average per Pupil Cost	\$15,842
CMO Rate	14.5%
CMO Fee	\$821,171
Facility Cost	\$891,712
Facility - Leased/Owned	Leased
Participates in STRS	Yes
Participates in PERS	No
Other Retirement Benefits	401(a)
Annual Teacher Attrition Rate (Teachers Not Returning/Total Teachers)	31%



\*Number of students who could return but did not/number of students who could have returned.

### Student to Teacher Ratio:

Grades 4 - 8	16:1
Grades 9 - 12	18:1

### Teachers

African American	2
Asian	7
White	17
Hispanic	9
Other	1
<b>Total</b>	<b>36</b>
Average Tenure Teaching	6.7
Average Tenure at Site	2.3

### Administrators

African American	0
Asian	1
White	4
Hispanic	1
Other	1
<b>Total</b>	<b>7</b>
Years at Site	3.9

### Other Support Staff

African American	0
Asian	0
White	1
Hispanic	3
Other	0
<b>Total</b>	<b>4</b>
Average Tenure at Site	1.5

## SUMMIT PUBLIC SCHOOLS: DENALI

539 E. Weddell Dr. • 824 San Aleso Ave. • Sunnyvale, CA 94089/94085 • Phone: 669-600-5695 • E-mail: kbock@summitps.org • wkim@summitps.org

## Fast Facts

District Appeal or Countywide:	District Appeal (ESUHSD)
Authorization by SCCBOE:	2010
Year Opened:	2011
Renewal Year(s):	2016, 2021
Current Charter Term:	2021-2026

Data Reported by School as of February 1, 2021.

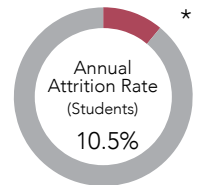
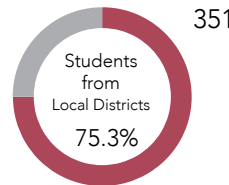
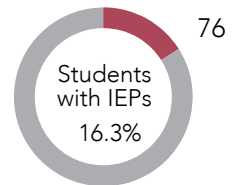
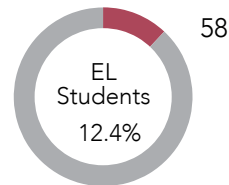
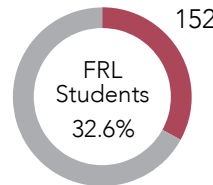
## Financial Data

Average Site Administrator Salary	\$112,550
Average Teacher Salary	\$72,459
Average Classified Staff Salary	\$48,083
Average per Pupil Cost	\$12,740
CMO Rate	14.5%
CMO Fee	\$639,253
Facility Cost	\$210,988
Facility - Leased/Owned	Leased
Participates in STRS	Yes
Participates in PERS	No
Other Retirement Benefits	401(a)
Annual Teacher Attrition Rate (Teachers Not Returning/Total Teachers)	14.3%



**Students Enrolled**  
466

**Students on Wait List**  
14



\*Number of students who could return but did not/number of students who could have returned.

**Student to Teacher Ratio:**  
Grades 9-12 19:1

### Teachers

African American	1
Asian	4
White	3
Hispanic	5
Other	8
<b>Total</b>	<b>21</b>
Average Tenure Teaching	3.2
Average Tenure at Site	1.8

### Administrators

African American	0
Asian	2
White	1
Hispanic	0
Other	1
<b>Total</b>	<b>4</b>
Average Tenure at Site	4

### Other Support Staff

African American	0
Asian	0
White	0
Hispanic	2
Other	1
<b>Total</b>	<b>3</b>
Average Tenure at Site	2

## SUMMIT PUBLIC SCHOOLS: TAHOMA

285 Blossom Hill Rd. • San José, CA 95123 • Phone: 408-729-1981 • E-mail: jstewart@summitps.org

# Sunrise Middle School

Director: Teresa Robinson • CMO: None



Academic Year 2020-2021 • Current Grade Span: 5-8

## Fast Facts

District Appeal or Countywide:	District Appeal (SJUSD)
Authorization by SCCBOE:	2014
Year Opened:	2011
Renewal Year(s):	2018
Current Charter Term:	2019-2024

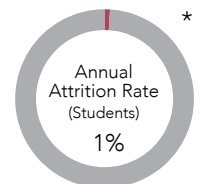
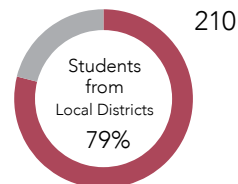
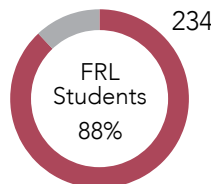
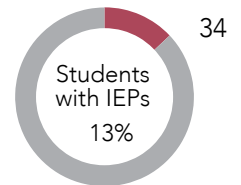
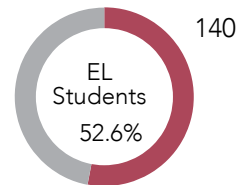
Data Reported by School as of February 1, 2021.

## Financial Data

Average Site Administrator Salary	\$96,833
Average Teacher Salary	\$74,636
Average Classified Staff Salary	\$55,250
Average per Pupil Cost	\$12,336
CMO Rate	N/A
CMO Fee	N/A
Facility Cost	\$198,000
Facility - Leased/Owned	Leased
Participates in STRS	Yes
Participates in PERS	No
Other Retirement Benefits	403(b)
Annual Teacher Attrition Rate (Teachers Not Returning/Total Teachers)	20%



**Students Enrolled**  
266  
**Students on Wait List**  
0



\*Number of students who could return but did not/number of students who could have returned.

**Student to Teacher Ratio:**  
Grades 4-8 24:1

### Teachers

African American	0
Asian	3
White	6
Hispanic	2
Other	0
<b>Total</b>	<b>11</b>
Average Tenure Teaching	10
Average Tenure at Site	2.3

### Administrators

African American	0
Asian	1
White	1
Hispanic	1
Other	0
<b>Total</b>	<b>3</b>
Average Tenure at Site	6

### Other Support Staff

African American	1
Asian	0
White	1
Hispanic	10
Other	0
<b>Total</b>	<b>12</b>
Average Tenure at Site	4.6

## SUNRISE MIDDLE SCHOOL

1149 E. Julian St., Bldg. G. • San José, CA 95116 • Phone: 408-659-4785 • E-mail: [teresa@sunrisemiddle.org](mailto:teresa@sunrisemiddle.org)



# University Preparatory Academy

Executive Director: David Porter • CMO: None

Academic Year 2020-2021 • Current Grade Span: 7-12

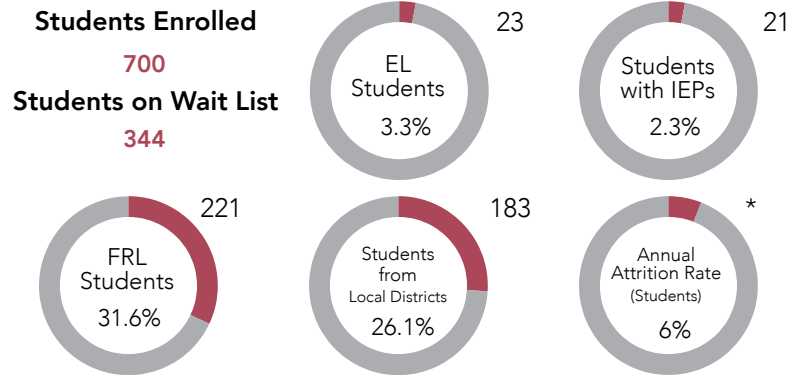
## Fast Facts

District Appeal or Countywide:	Countywide
Authorization by SCCBOE:	2006
Year Opened:	2007
Renewal Year(s):	2010, 2014, 2019
Current Charter Term:	2020-2025

Data Reported by School as of February 1, 2021.

## Financial Data

Average Site Administrator Salary	\$121,719
Average Teacher Salary	\$74,507
Average Classified Salary	\$68,115
Average Cost per Pupil	\$10,459
CMO Rate	N/A
CMO Fee	N/A
Facility Cost	\$917,375
Facility - Leased/Owned	Leased
Participates in STRS	Yes
Participates in PERS	No
Other Retirement Benefits	403(b)
Annual Teacher Attrition Rate (Teachers Not Returning/Total Teachers)	5%



\*Number of students who could return but did not/number of students who could have returned.

**Student to Teacher Ratio:**  
Grades 4 - 8 25:1  
Grades 9 - 12 23:1

### Teachers

African American	0
Asian	8
White	27
Hispanic	6
Other	0
<b>Total</b>	<b>41</b>
Average Tenure Teaching	4.6
Average Tenure at Site	4.6

### Administrators

African American	0
Asian	2
White	2
Hispanic	0
Other	0
<b>Total</b>	<b>4</b>
Average Tenure at Site	9

### Other Support Staff

African American	1
Asian	1
White	8
Hispanic	4
Other	0
<b>Total</b>	<b>14</b>
Average Tenure at Site	4.3

## UNIVERSITY PREP ACADEMY

2315 Canoas Garden Ave. • San José, CA 95125 • Phone: 408-723-1839 • E-mail: dporter@upatoday.com

# Voices College-Bound Language Academy at Morgan Hill

Principal: Juan Carlos Villaseñor • CMO: Voices College-Bound Language Academies



Academic Year 2020-2021 • Current Grade Span: TK-6

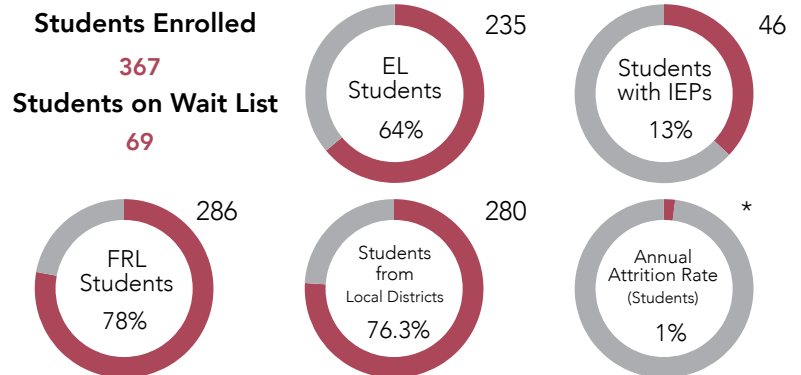
## Fast Facts

District Appeal or Countywide:	District Appeal (MHUSD)
Authorization by SCCBOE:	2014
Year Opened:	2015
Renewal Year(s):	2018
Current Charter Term:	2018-2023

Data Reported by School as of February 1, 2021.

## Financial Data

Average Site Administrator Salary	\$80,016
Average Teacher Salary	\$57,843
Average Classified Staff Salary	\$29,911
Average Per Pupil Cost	\$11,347
CMO Rate	9.48%
CMO Fee	\$370,061
Facility Cost	\$393,924
Facility - Leased/Owned	Leased
Participates in STRS	Yes
Participates in PERS	No
Other Retirement Benefits	401(k)
Annual Teacher Attrition Rate (Teachers Not Returning/Total Teachers)	28%



\*Number of students who could return but did not/number of students who could have returned.

### Student to Teacher Ratio:

TK - Kinder	31:1	Grades 4 - 8	24:1
Grades 1 - 3	30:1		

### Teachers

African American	0
Asian	0
White	0
Hispanic	13
Other	1
<b>Total</b>	<b>14</b>
Average Tenure Teaching	2
Average Tenure at Site	2

### Administrators

African American	0
Asian	0
White	0
Hispanic	3
Other	0
<b>Total</b>	<b>3</b>
Average Tenure at Site	4

### Other Support Staff

African American	0
Asian	0
White	0
Hispanic	16
Other	0
<b>Total</b>	<b>16</b>
Average Tenure at Site	2.8

## VOICES COLLEGE-BOUND LANGUAGE ACADEMY AT MORGAN HILL

610 Jarvis Dr. • Morgan Hill, CA 95037 • Phone: 408-791-1700 • E-mail: [jvillasenor@voicescharterschool.com](mailto:jvillasenor@voicescharterschool.com)



# Voices College-Bound Language Academy at Mount Pleasant

Interim Principal: Christina Deberry • CMO: Voices College-Bound Language Academies

Academic Year 2020-2021 • Current Grade Span: TK-6

## Fast Facts

District Appeal or Countywide:	District Appeal (MPESD)
Authorization by SCCBOE:	2015
Year Opened:	2015
Renewal Year(s):	2019
Current Charter Term:	2020-2025

Data Reported by School as of February 1, 2021.

## Financial Data

Site Administrator	\$85,000
Average Teacher Salary	\$57,714
Average Classified Staff Salary	\$31,068
Average Per Pupil Cost	\$13,459
CMO Rate	9.5%
CMO Fee	\$393,534
Facility Cost	\$700,000
Facility - Leased/Owned	Leased
Participates in STRS	Yes
Participates in PERS	No
Other Retirement Benefits	401(k)
Annual Teacher Attrition Rate (Teachers Not Returning/Total Teachers)	35%

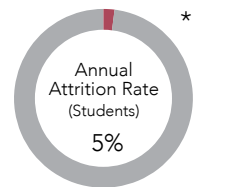
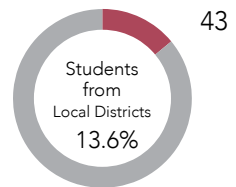
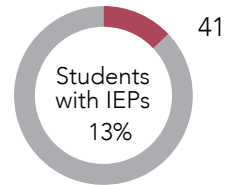
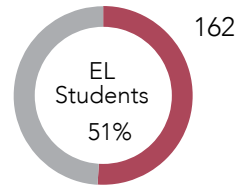
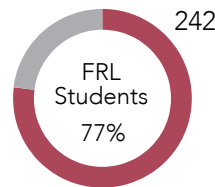


### Students Enrolled

316

### Students on Wait List

12



\*Number of students who could return but did not/number of students who could have returned.

### Student to Teacher Ratio:

TK-K	28:1	Grades 4-8	26:1
Grades 1-3	26:1		

### Teachers

African American	0
Asian	0
White	0
Hispanic	16
Other	0
<b>Total</b>	<b>16</b>
Average Tenure Teaching	2.1
Average Tenure at Site	1.9

### Administrators

African American	1
Asian	0
White	0
Hispanic	1
Other	0
<b>Total</b>	<b>2</b>
Average Tenure at Site	1

### Other Support Staff

African American	0
Asian	0
White	0
Hispanic	19
Other	1
<b>Total</b>	<b>20</b>
Average Tenure at Site	2.2

## VOICED COLLEGE-BOUND LANGUAGE ACADEMY AT MOUNT PLEASANT

14271 Story Road • San José, CA 95127 • Phone: 408-571-6404 • E-mail: cdeberry@voicescharterschool.com

# Santa Clara County Enrollment

Approximately 4% percent of students in Santa Clara County are enrolled in SCCBOE-authorized charter schools. If charter school enrollment is taken as a whole, SCCBOE-authorized Charter Schools would be the 8th largest district out of the 31 districts in the county. Santa Clara County District Enrollment, listed below, is sorted from greatest to least.

District	Enrollment		
	2017-2018	2018-2019	2019-2020
San Jose Unified	31,713	31,114	30,172
East Side Union High	27,263	26,568	26,537
Cupertino Union	18,017	17,363	16,718
Santa Clara Unified	15,509	15,387	15,306
Palo Alto Unified	12,249	11,992	11,745
Gilroy Unified	11,834	11,652	11,672
Fremont Union High	11,140	11,022	11,071
<b>SCCBOE-Authorized Charter Schools</b>	<b>10,171</b>	<b>10,320</b>	<b>10,603</b>
Evergreen	11,385	10,839	10,426
Milpitas Unified	10,318	10,172	10,308
Alum Rock Union	11,270	10,744	10,264
Franklin-Mckinley	10,596	10,275	9,775
Oak Grove	10,305	9,877	9,757
Morgan Hill Unified	9,133	8,945	9,022
Campbell Union High	8,043	8,271	8,465
Campbell Union Elementary	7,298	7,273	6,974
Berryessa Union	7,102	6,988	6,842
Sunnyvale	6,575	6,664	6,426
Union	5,793	5,883	5,860
Mountain View Whisman	5,132	5,110	5,082
Moreland	4,805	4,703	4,683
Mountain View-Los Altos Union High	4,304	4,394	4,548
Los Altos	4,403	4,246	3,999
Los Gatos-Saratoga Joint Union High	3,425	3,520	3,542
Cambrian	3,591	3,471	3,366
Los Gatos Union	3,163	3,024	2,978
Mount Pleasant Elementary	2,333	2,229	2,110
Saratoga Union	1,817	1,765	1,705
SCCOE Schools	1,327	1,486	1,356
Orchard	875	843	853
Luther Burbank	517	516	517
Loma Prieta Joint Union	505	497	493
Lakeside Joint	74	71	74
<b>Santa Clara County</b>	<b>271,985</b>	<b>267,224</b>	<b>263,249</b>

Source: California Department of Education, available at <http://dq.cde.ca.gov/dataquest>

# SCCBOE Authorizer Petition History

The Santa Clara County Board of Education oversaw 22 operating charter schools in 2020-21.

Year	Charter Petition Activity	Approved	Denied	Total SCCOE Schools
2003	Received two (2) petitions on appeal <ul style="list-style-type: none"> <li>• <b>Approved Leadership Public School - San José</b> (denied by East Side Union High School District) - High School (Grades 9-12) - opened July 2004</li> <li>• <b>Approved Bullis Charter School</b> (denied by Los Altos Elementary) - K-6 - opened July 2004</li> </ul>	2	0	2
2004	Received three (3) petitions for countywide charter schools <ul style="list-style-type: none"> <li>• <b>Approved Pathfinder Charter School</b> (Grades 9-12) - Opened July 2005</li> <li>• <b>Denied Ready to Work Independent Study Charter</b></li> <li>• <b>Denied Ready to Work Independent Study Charter</b> (2nd petition)</li> </ul>	1	2	3
2005	Received two (2) petitions on appeal <ul style="list-style-type: none"> <li>• <b>Approved Leadership Public Schools - Campbell</b> (denied by Campbell Union High School District) - High School (Grades 9-12) - opened July 2006</li> <li>• <b>Approved Discovery Charter School</b> (denied by Moreland Elementary) - (Grades K-8) opened July 2006</li> </ul>	2	0	5
2006	Received one (1) petition for a countywide charter school: <ul style="list-style-type: none"> <li>• <b>Approved University Preparatory Academy</b> (Grades 7-12) - opened July 2007</li> </ul> Received four petitions on appeal: <ul style="list-style-type: none"> <li>• <b>Approved Rocketship One</b> (Mateo Sheedy) (denied by San José Unified) - Elementary (Grades K-6) opened July 2007</li> <li>• <b>Denied RAICES College Preparatory</b> (Grades K-6) (denied by Alum Rock)</li> <li>• <b>Denied South Bay Preparatory Academy</b> (Grades 6-12) (denied by Campbell Union High School District)</li> <li>• <b>Denied Community Elementary Charter School</b> (Grades K-5) (denied by Alum Rock)</li> </ul> Charter Schools Closed: <ul style="list-style-type: none"> <li>• Pathfinder Charter School: closed January 2007</li> </ul>	2	3	6
2007	Received two (2) petitions on appeal: <ul style="list-style-type: none"> <li>• <b>Approved ACE Charter School</b> (denied by Alum Rock) - Middle School (Grades 5-8) - opened July 2008</li> <li>• <b>Approved South Bay Preparatory Academy</b> (denied by Campbell Union High School District) (Grades 6-12) - opened July 2009</li> </ul>	2	0	8
2008	Received one (1) petition for countywide charter school: <ul style="list-style-type: none"> <li>• <b>Approved Magnolia Science Academy- Santa Clara</b> (Grades 6-12); opened fall 2010</li> </ul> Received one petition on appeal: <ul style="list-style-type: none"> <li>• <b>Approved Rocketship Two</b> (Sí Se Puede) (denied by Alum Rock) - (Grades K-6) opened 2009</li> </ul> Charter Schools Closed: <ul style="list-style-type: none"> <li>• Leadership Public Schools - Campbell: Closed July 2008</li> </ul>	2	0	9
2009	Received one (1) petition for countywide charter: <ul style="list-style-type: none"> <li>• <b>Approved Rocketship Countywide</b> (Grades K-6); opened first school fall 2010 - five (5) total schools approved</li> </ul> Received one petition on appeal: <ul style="list-style-type: none"> <li>• <b>Approved Downtown College Prep</b> (Grades 6-12); (denied by East Side Union High School District) opened fall 2011</li> </ul>	2	0	11
2010	Received two (2) petitions for countywide charters: <ul style="list-style-type: none"> <li>• <b>Approved Flex Academy Silicon Valley</b> (Grades 6-12) opened in fall 2011</li> <li>• <b>Approved Communitas</b> (Grades 9-12) opened fall 2012</li> </ul> Charter Schools Closed: <ul style="list-style-type: none"> <li>• South Bay Preparatory Academy - Closed summer 2010</li> </ul>	2	0	12



# SCCBOE Authorizer Petition History

Year	Charter Petition Activity	Approved	Denied	Total SCCOE Schools
2011	<p>Received twenty (20) petitions for new charter schools:</p> <ul style="list-style-type: none"> <li>• <b>Approved Rocketships Eight (8) - Twenty-Eight (28)</b> (Grades K-6); scheduled to open fall 2013 to fall 2016 (20 total).</li> </ul> <p>Received four (4) countywide petitions for sites previously authorized under one countywide charter:</p> <ul style="list-style-type: none"> <li>• <b>Approved Rocketships Four (4) - Seven (7)</b> (Grades K-6) opened fall 2011 and fall 2012 (4 total)</li> </ul> <p>Received two petitions on appeal:</p> <ul style="list-style-type: none"> <li>• <b>Approved Summit Tahoma</b> (Grades 9-12) (denied by East Side Union High School District); opened fall 2012</li> <li>• <b>Denied American Indian Charter School</b> (denied by San José Unified)</li> </ul>	25	1	37
2012	<p>Received two (2) petitions for countywide charter schools:</p> <ul style="list-style-type: none"> <li>• <b>Denied Discovery II</b> (K-8)</li> <li>• <b>Approved Summit Denali</b> (Grades 6-12; (located in Fremont Union High School District); opened fall 2013</li> </ul>	1	1	38
2013	<p>Received four (4) petitions on appeal:</p> <ul style="list-style-type: none"> <li>• <b>Approved Discovery II</b> (Grades K-8) (denied by San José Unified); opened fall 2013</li> <li>• <b>Approved Alpha II</b> (Alpha José Hernandez) (Grades 6-8) (denied by Alum Rock); opened fall 2014</li> <li>• <b>Denied Morgan Hill Prep</b> (Grades K-8) (denied by Morgan Hill Unified)</li> <li>• <b>Withdrawn by Petitioner - Rocketship Morgan Hill</b> (denied by Morgan Hill Unified)</li> </ul> <p>Charter Schools Closed:</p> <ul style="list-style-type: none"> <li>• <b>Communitas - Closed Spring 2013</b></li> </ul>	2	1	39
2014	<p>Received six (6) petitions on appeal:</p> <ul style="list-style-type: none"> <li>• <b>Approved Renewal Sunrise Middle</b> (Grades 6-8) (denied for renewal by San José Unified); remained open</li> <li>• <b>Approved Rocketship Fuerza</b> (Grades TK-5) (denied by Alum Rock Elementary); opened fall 2014</li> <li>• <b>Approved Spark Charter School</b> (Grades K-8) (denied by Sunnyvale Elementary); opened fall 2015</li> <li>• <b>Approved Voices College-Bound Language Academy at Morgan Hill</b> (Grades TK-8) (denied by Morgan Hill Unified); opened fall 2015</li> <li>• <b>Denied Morgan Hill Prep</b> (Grades TK-8) (denied by Morgan Hill Unified)</li> <li>• <b>Petition withdrawn for Rocketship Morgan Hill</b> (K-5) (denied by Morgan Hill Unified)</li> </ul> <p>Withdrawn Charter Schools:</p> <ul style="list-style-type: none"> <li>• <b>Rocketships Eight (8) - Twenty-eight (28)</b> based on settlement</li> </ul>	4	1	23
2015	<p>Received three (3) petitions on appeal:</p> <ul style="list-style-type: none"> <li>• <b>Denied Wei Yu International</b> Charter (K-8) (denied by Moreland School District) (approved by State Board of Education (SBE) in 2016 - closed 2017)</li> <li>• <b>Approved Voices College-Bound Language Academy at Mount Pleasant</b> (Grades TK-8) (denied by Mount Pleasant Elementary); opened fall 2015</li> <li>• <b>Denied STEM Academy of Silicon Valley</b> (Grades TK-8) (denied by Santa Clara Unified)</li> </ul> <p>Received and approved two (2) petitions for renewal:</p> <ul style="list-style-type: none"> <li>• <b>Silicon Valley Flex, Summit Tahoma</b></li> </ul>	1	2	24

# SCCBOE Authorizer Petition History

Year	Charter Petition Activity	Approved	Denied	Total SCCOE Schools
2016	<p>Received and approved seven (7) petitions for renewal:</p> <ul style="list-style-type: none"> <li>• Downtown College Prep, ACE Empower Academy, Rocketship Discovery Prep, Bullis Charter, Rocketship Brilliant Minds, Rocketship Sí Se Puede, Alpha Public Schools: José Hernandez</li> </ul> <p>Received three (3) countywide petitions and one (1) SCCOE-dependent petition:</p> <ul style="list-style-type: none"> <li>• <b>Withdrawn by Petitioner</b> - The Legacy Academy Charter School</li> <li>• <b>Approved The Legacy Academy Charter School</b> - opened Aug 2018</li> <li>• <b>Approved Opportunity Youth Academy (SCCOE-Dependent)</b> - opened Aug 2016</li> <li>• <b>Denied Options for Youth</b></li> </ul> <p>Charter Schools Closed:</p> <ul style="list-style-type: none"> <li>• Silicon Valley Flex: July 2016</li> <li>• Leadership Public Schools-San José: July 2016</li> <li>• Magnolia Science Academy-Santa Clara: August 2016</li> </ul>	2	1	23
2017	<p>Received and approved three (3) petitions for renewal:</p> <ul style="list-style-type: none"> <li>• Rocketship Alma, Voices College-Bound Language Academy at Morgan Hill, Summit Denali</li> </ul> <p>Received three (3) new petitions on appeal:</p> <ul style="list-style-type: none"> <li>• <b>No Action taken on Promise Academy</b> *(K-12) (denied by San José Unified, approved by State Board of Education as K-8); failed to open 2019</li> <li>• <b>Denied Perseverance Preparatory School</b> (5-8) (denied by San José Unified, approved by State Board of Education); opened August 2019</li> <li>• <b>Denied KIPP East Side High School</b> (9-12) (denied by East Side Union High School District, approved by State Board of Education); opened August 2018</li> </ul>	0	2-1*	23
2018	<p>Received and approved three (3) petitions for renewal:</p> <ul style="list-style-type: none"> <li>• Discovery II, Rocketship Fuerza Community Prep, Sunrise Middle School</li> </ul> <p>Received and denied one (1) petition for renewal:</p> <ul style="list-style-type: none"> <li>• Spark Charter (appealed to SBE, denied by SBE)</li> </ul> <p>Received one (1) new petition on appeal:</p> <ul style="list-style-type: none"> <li>• <b>Denied Eureka! Inclusive Charter School</b> (TK-8) (denied by San José Unified)</li> </ul> <p>Charter Schools Closed:</p> <ul style="list-style-type: none"> <li>• Spark Charter: June 2018</li> </ul>	0	1	21
2019	<p>Received and approved four (4) petitions for renewal:</p> <ul style="list-style-type: none"> <li>• Discovery I, Voices Mount Pleasant, Rocketship Mateo Sheedy, University Preparatory Academy</li> </ul> <p>Received and conditionally approved one (1) new petition on appeal:</p> <ul style="list-style-type: none"> <li>• <b>Eureka! Inclusive Charter School</b> (TK-8) (denied by San José Unified) (Eureka! did not meet conditions-denial)</li> </ul> <p>Received and approved one (1) petition for renewal on appeal:</p> <ul style="list-style-type: none"> <li>• <b>Alpha: Cornerstone Academy Preparatory</b> (TK-8) (denied by Franklin-McKinley)</li> </ul> <p>Charter Schools Closed:</p> <ul style="list-style-type: none"> <li>• The Legacy Academy: March 2019</li> </ul>	2	1	21
2020	<p>Received and approved six (6) petitions for renewal:</p> <ul style="list-style-type: none"> <li>• Rocketship Los Sueños, Rocketship Rising Stars, Rocketship Discovery Prep, ACE Empower Academy, Downtown College Prep: Alum Rock, Summit Public Schools: Tahoma</li> </ul>	0	0	22
2021 (Jan-May)	<p>Received and approved one (1) petition for renewal:</p> <ul style="list-style-type: none"> <li>• <b>Opportunity Youth Academy</b></li> </ul>	0	0	22

Source: Santa Clara County Office of Education (2021).  
Board Meeting agendas, minutes and recordings found at <http://www.sccoe.org/countyboard>

# Excerpts from Charter School Related Education Codes

## Legislative Intent

The provisions enabling charter schools in California were established by the “Charter Schools Act of 1992.” The legislative intent is defined in Education Code 47601.

## Education Code 47601

It is the intent of the Legislature, in enacting this part, to provide opportunities for teachers, parents, pupils, and community members to establish and maintain schools that operate independently from the existing school district structure, as a method to accomplish all of the following:

- (a) Improve pupil learning.
- (b) Increase learning opportunities for all pupils, with special emphasis on expanded learning experiences for pupils who are identified as academically low achieving.
- (c) Encourage the use of different and innovative teaching methods.
- (d) Create new professional opportunities for teachers, including the opportunity to be responsible for the learning program at the school site.
- (e) Provide parents and pupils with expanded choices in the types of educational opportunities that are available within the public school system.
- (f) Hold the schools established under this part accountable for meeting measurable pupil outcomes, and provide the schools with a method to change from rule-based to performance-based accountability systems.
- (g) Provide vigorous competition within the public school system to stimulate continual improvement.

## Nonsectarian, non-discriminatory, no tuition

Charter schools are free public schools and are required to be nonsectarian and are prohibited from engaging in discriminatory practices as defined by law and cannot charge tuition. These provisions are found in Education Code 47605(e)(1).

## Education Code 47605(e)(1)

In addition to any other requirement imposed under this part, a charter school shall be nonsectarian in its programs, admission policies, employment practices, and all other operations, shall not charge tuition, and shall not discriminate against any pupil on the basis of the characteristics listed in Section 220.

## Charter Petition Review and Approval or Denial

The provisions regarding charter petition review and decisions are found in Education Code 47605(b) (1-8). These provisions state the legislative intent that “the establishment of charter schools should be encouraged” and require the finding of one or more factors in order to deny a charter petition. In order to deny a petition, the authorizing board must find one or more of the following facts:

- The charter school presents an unsound educational program for the pupils to be enrolled in the charter school.
- The petitioners are demonstrably unlikely to successfully implement the program set forth in the petition.
- The petition does not contain the number of signatures required.
- The petition does not contain an affirmation of each of the required conditions.
- The petition does not contain reasonably comprehensive descriptions of the required elements (see A-O).

# Excerpts from Charter School Related Education Codes

- The petition does not contain a declaration of whether or not the charter school shall be deemed the exclusive public employer of the employees of the charter school for purposes of EERA (Educational Employee Relations Act) (Chapter 10.7 (commencing with Section 3540) of Division 4 of Title 1 of the Government Code).
  - The charter school is demonstrably unlikely to serve the interests of the entire community in which the school is proposing to locate. Analysis of this shall include consideration of the fiscal impact of the proposed charter school. A finding under this section requires specific facts and circumstances showing:
    - a. The extent to which the proposed charter school would substantially undermine the existing services, academic offerings, or programmatic offerings of the district.
    - b. Whether the proposed charter school would duplicate an existing program currently offered and the existing program has sufficient capacity to meet the needs of the pupils the charter school was proposing to serve.
  - The school district is not positioned to absorb the fiscal impact of the proposed charter school.
- (A) (i) The educational program of the charter school, designed, among other things, to identify those whom the school is attempting to educate, what it means to be an “educated person” in the 21st century, and how learning best occurs. The goals identified in that program shall include the objective of enabling pupils to become self-motivated, competent, and lifelong learners.
- (ii) The annual goals for the charter school, for all pupils and for each subgroup of pupils identified pursuant to Section 52052, to be achieved in the state priorities, as described in subdivision (d) of Section 52060, that apply for the grade levels served, or the nature of the program operated, by the charter school, and specific annual actions to achieve those goals. A charter petition may identify additional school priorities, the goals for the school priorities, and the specific annual actions to achieve those goals.
- (iii) If the proposed school will serve high school pupils, the manner in which the charter school will inform parents about the transferability of courses to other public high schools and the eligibility of courses to meet college entrance requirements. Courses offered by the charter school that are accredited by the Western Association of Schools and Colleges may be considered transferable and courses approved by the University of California or the California State University as creditable under the “A” to “G” admissions criteria may be considered to meet college entrance requirements.
- (B) The measurable pupil outcomes identified for use by the charter school. “Pupil outcomes,” for purposes of this part, means the extent to which all pupils of the school demonstrate that they have attained the skills, knowledge, and attitudes specified as goals in the school’s educational program. Pupil outcomes shall include outcomes that address increases in pupil academic achievement both schoolwide and for all groups of pupils served by the charter school, as that term is defined in subparagraph (B) of paragraph (3) of subdivision (a) of Section 47607. The pupil outcomes shall align with the state priorities, as described in subdivision (d) of Section 52060, that apply for the grade levels served, or the nature of the program operated, by the charter school.
- (C) The method by which pupil progress in meeting those pupil outcomes is to be measured. To the extent practicable, the method for measuring pupil outcomes for state priorities shall be consistent with the way information is reported on a school accountability report card.
- (D) The governance structure of the school, including, but not limited to, the process to be followed by the school to ensure parental involvement.

# Excerpts from Charter School Related Education Codes

- (E) The qualifications to be met by individuals to be employed by the charter school.
- (F) The procedures that the charter school will follow to ensure the health and safety of pupils and staff. These procedures shall include:
  - (i) the requirement that each employee of the school furnish it with a criminal record summary as described in Section 44237.
  - (ii) the development of a safety plan which shall include the safety topics listed in (A) to (J) in Education Code 32282(a).
  - (iii) The school safety plan be reviewed and updated by March 1 of every year by the charter school.
- (G) The means by which the school will achieve a balance of racial and ethnic pupils, special education pupils, and English Learner pupils, including redesignated fluent English proficient pupils, that is reflective of the general population residing within the territorial jurisdiction of the school district to which the charter petition is submitted.
- (H) Admission policies and procedures, consistent with subdivision (e).
- (I) The manner in which annual, independent financial audits shall be conducted, which shall employ generally accepted accounting principles, and the manner in which audit exceptions and deficiencies shall be resolved to the satisfaction of the chartering authority.
- (J) The procedures by which pupils can be suspended or expelled from the charter school for disciplinary reasons or otherwise involuntarily removed from the charter school for any reason. These procedures, at a minimum, shall include an explanation of how the charter school will comply with federal and state constitutional procedural and substantive due process requirements that is consistent with all of the following:
  - (i) For suspensions of fewer than 10 days, provide oral or written notice of the charges against the pupil and, if the pupil denies the charges, an explanation of the evidence that supports the charges and an opportunity for the pupil to present his or her side of the story.
  - (ii) For suspensions of 10 days or more and all other expulsions for disciplinary reasons, both of the following:
    - (I) Provide timely, written notice of the charges against the pupil and an explanation of the pupil's basic rights.
    - (II) Provide a hearing adjudicated by a neutral officer within a reasonable number of days at which the pupil has a fair opportunity to present testimony, evidence, and witnesses and confront and cross-examine adverse witnesses, and at which the pupil has the right to bring legal counsel or an advocate.
  - (iii) Contain a clear statement that no pupil shall be involuntarily removed by the charter school for any reason unless the parent or guardian of the pupil has been provided written notice of intent to remove the pupil no less than five schooldays before the effective date of the action. The written notice shall be in the native language of the pupil or the pupil's parent or guardian or, if the pupil is a foster child or youth or a homeless child or youth, the pupil's educational rights holder, and shall inform him or her of the right to initiate the procedures specified in clause (ii) before the effective date of the action. If the pupil's parent, guardian, or educational rights holder initiates the procedures specified in clause (ii), the pupil shall remain enrolled and shall not be removed until the charter school issues a final decision. For purposes of this clause, "involuntarily removed" includes disenrolled, dismissed, transferred, or terminated, but does not include suspensions specified in clauses (i) and (ii).

# Excerpts from Charter School Related Education Codes

- (K) The manner by which staff members of the charter schools will be covered by the State Teachers' Retirement System, the Public Employees' Retirement System, or federal social security.
- (L) The public school attendance alternatives for pupils residing within the school district who choose not to attend charter schools.
- (M) The rights of any employee of the school district upon leaving the employment of the school district to work in a charter school, and of any rights of return to the school district after employment at a charter school.
- (N) The procedures to be followed by the charter school and the entity granting the charter to resolve disputes relating to provisions of the charter.
- (O) The procedures to be used if the charter school closes. The procedures shall ensure a final audit of the school to determine the disposition of all assets and liabilities of the charter school, including plans for disposing of any net assets and for the maintenance and transfer of pupil records.

## Charter Petition Denial and Appeal

Charter petitions that are denied can be appealed. Petitions denied by a local school board can be submitted on appeal to the County Board of Education and petitions denied by the County Board of Education can be submitted on appeal to the State Board of Education, only if there is an abuse of discretion by the County Board of Education. These provisions are found in Education Code 47605(k).

### Education Code 47605(k)

If the governing board of a school district denies a petition, the petitioner may elect to submit the petition for the establishment of a charter school to the County Board of Education within 30 days. At the same time the petition is submitted to the County Board, the petitioner shall also provide a copy of the petition to the school district. The County Board of Education shall review the petition pursuant to subdivisions (b) and (c). If the petition submitted on appeal contains new or different material terms, the County Board shall immediately remand the petition back to the governing board of the school district for reconsideration, the petitioner may resubmit to the County Board of Education for establishment of the charter. If the petitioner elects to submit a petition for establishment of a charter school to the County Board of Education and the County Board of Education denies the petition, the petitioner may file a petition for establishment of a charter school with the State Board of Education, and the state board may approve the petition, in accordance with Education Code 47605(b), however, the State Board will not become the charter school's authorizer.

## Petitions to the County Board of Education

Charter petitions may be submitted directly to the County Board of Education for charter schools that propose to serve student for whom the county office of education would otherwise be responsible for serving ("county-like") or for a charter school that would offer services that could not be provided by a charter school that operates in only one school district in the county. These provisions are found in Education Code sections 47605.5 and 47605.6

### Education Code 47605.5

A petition may be submitted directly to a county board of education in the same manner as set forth in Section 47605 for charter schools that will serve pupils for whom the county office of education would otherwise be responsible for providing direct education and related services. Any denial of a petition shall be subject to the same process for any other county board of education denial of a charter school petition pursuant to this part.

# Excerpts from Charter School Related Education Codes

## Education Code 47605.6

- (a) (1) In addition to the authority provided by Section 47605.5, a county board of education may also approve a petition for the operation of a charter school that operates at one or more sites within the geographic boundaries of the county and that provides instructional services that are not generally provided by a county office of education. A county board of education may approve a countywide charter only if it finds, in addition to the other requirements of this section, that the educational services to be provided by the charter school will offer services to a pupil population that will benefit from those services and that cannot be served as well by a charter school that operates in only one school district in the county. A petition for the establishment of a countywide charter school pursuant to this subdivision may be circulated throughout the county by any one or more persons seeking to establish the charter school.
- (b) No later than 60 days after receiving a petition, the county board of education shall hold a public hearing on the provisions of the charter, at which time the county board of education shall consider the level of support for the petition by teachers, parents or guardians, and the school districts where the charter school petitioner proposes to place the school facilities. Following review of the petition and the public hearing, the county board of education shall either grant or deny the charter within 90 days of receipt of the petition. However, this date may be extended for an additional 30 days if both parties agree to the extension. A county board of education may impose any additional requirements beyond those required by this section that it considers necessary for the sound operation of a countywide charter school. A county board of education may grant a charter for the operation of a school under this part only if the board is satisfied that granting the charter is consistent with sound educational practice and that the charter school has reasonable justification for why it could not be established by petition to a school district pursuant to Education Code Section 47605. The county board of education shall deny a countywide petition for approval if the board finds one or more of the following:
- (1) The charter school presents an unsound educational program for the pupils to be enrolled in the charter school.
  - (2) The petitioners are demonstrably unlikely to successfully implement the program set forth in the petition.
  - (3) The petition does not contain the number of signatures required by subdivision (a).
  - (4) The petition does not contain an affirmation of each of the conditions described in subdivision (d).
  - (5) The petition does not contain reasonably comprehensive descriptions of all of the charter elements.
  - (6) A declaration of whether or not the charter school shall be deemed the exclusive public school employer of the employees of the charter school for purposes of the Educational Employment Relations Act (Chapter 10.7 (commencing with Section 3540) of Division 4 of Title 1 of the Government Code).
  - (7) Any other basis that the county board of education finds justifies the denial of the petition.

## Charter Renewal

The terms of a charter and charter renewal are covered in Education Code 47607(b)-(c) and (e) and 47607.2. A charter may be initially granted for a period of up to five years, and may be renewed at the end of that term. Each renewal shall be for a period of up to five years and may be renewed at the end of that term. The California legislature has identified specific academic criteria that must be satisfied in order for a charter to be reviewed. These criteria are found in Education Code 47607 and 47607.2.

# Excerpts from Charter School Related Education Codes

## Education Code 47607

- (b) Renewals and material revisions of charters are governed by the standards and criteria described in Section 47605, and shall include, but not be limited to, a reasonably comprehensive description of any new requirement of charter schools enacted into law after the charter was originally granted or last renewed.
- (c) (1) As an additional criterion for determining whether to grant a charter renewal, the chartering authority shall consider the performance of the charter school on the state and local indicators included in the evaluation rubrics adopted pursuant to Section 52064.5.
- (2) (A) The chartering authority shall not deny renewal for a charter school pursuant to this subdivision if either of the following apply for two consecutive years immediately preceding the renewal decision:
- (i) The charter school has received the two highest performance levels schoolwide on all the state indicators included in the evaluation rubrics adopted pursuant to Section 52064.5 for which it receives performance levels.
  - (ii) For all measurements of academic performance, the charter school has received performance levels schoolwide that are the same or higher than the state average and, for a majority of subgroups performing statewide below the state average in each respective year, received performance levels that are higher than the state average.
  - (iii) Notwithstanding clauses (i) and (ii), a charter school eligible for technical assistance pursuant to Section 47607.3 shall not qualify for renewal under this paragraph.
  - (iv) A charter school that meets the criteria established by this paragraph and subdivision (a) of Section 47607.2 shall not qualify for treatment under this paragraph.
- (B) The chartering authority that granted the charter may renew a charter pursuant to this paragraph for a period of between five and seven years:
- (C) A charter that satisfies the criteria in subparagraph (A) shall only be required to update the petition to include a reasonably comprehensive description of any new requirement of charter schools enacted into law after the charter was originally granted or last renewed and as necessary to reflect the current program offered by the charter.
- (3) For purposes of this section and Section 47607.2, "measurements of academic performance" means indicators included in the evaluation rubrics adopted pursuant to Section 52064.5 that are based on statewide assessments in the California Assessment of Student Performance and Progress system, or any successor system, the English Language Proficiency Assessments for California, or any successor system, and the college and career readiness indicator.
- (4) For purposes of this section and Section 47607.2, "subgroup" means numerically significant pupil subgroups as defined in paragraph (1) of subdivision (a) of Section 52052.
- (5) To qualify for renewal under clause (i) of subparagraph (A) of paragraph (2), subparagraph (A) of paragraph (1) of subdivision (a) of Section 47607.2, or paragraph (2) of subdivision (a) of Section 47607.2, the charter school shall have schoolwide performance levels on at least two measurements of academic performance per year in each of the two consecutive years immediately preceding the renewal decision. To qualify for renewal under clause (ii) of subparagraph (A) of paragraph (2), subparagraph (B) of paragraph (1) of subdivision (a) of Section 47607.2, the charter school shall have performance levels on at least two measurements of academic performance for at least two subgroups. A charter school without sufficient performance levels to meet these criteria shall be considered under subdivision (b) of Section 47607.2.



# Excerpts from Charter School Related Education Codes

- (6) For purposes of this section and Section 47607.2, if the dashboard indicators are not yet available for the most recently completed academic year before renewal, the chartering authority shall consider verifiable data provided by the charter school related to the dashboard indicators, such as data from the California Assessment of Student Performance and Progress, or any successor system, for the most recent academic year.
- (e) Notwithstanding subdivision (c) and subdivisions (a) and (b) of Section 47607.2, the chartering authority may deny renewal of a charter school upon finding that the school is demonstrably unlikely to successfully implement the program set forth in the petition due to substantial fiscal or governance factors or is not serving all the pupils who wish to attend as documented pursuant to subdivision (d). The chartering authority may deny renewal of a charter school under this subdivision only after it has provided at least 30 days' notice to the charter school of the alleged violation and provided the charter school with a reasonable opportunity to cure the violation, including a corrective action plan proposed by the charter school. The chartering authority may deny renewal only by making either of the following findings:
  - 1. The corrective action proposed by the charter school has been unsuccessful.
  - 2. The violations are sufficiently severe and pervasive as to render a corrective action plan unviable.

## **47607.2**

- (a) (1) The chartering authority shall not renew a charter if either of the following apply for two consecutive years immediately preceding the renewal decision.
  - (A) The charter school has received the two lowest performance levels schoolwide on all the state indicators included in the evaluation rubrics adopted pursuant to Section 52064.5 for which it receives performance levels.
  - (B) For all measurements of academic performance, the charter school has received performance levels schoolwide that are lower than the state average and, for a majority of subgroups performing statewide below the state average and, for a majority of subgroups performing statewide below the state average in each respective year, received performance levels that are lower than the state average.
- (3) The chartering authority shall consider the following factors, and may renew a charter that meets the criteria in paragraph (1) only upon making both of the following written factual findings, specific to the particular petition, setting forth specific facts to support findings:
  - (A) The charter school is taking meaningful steps to address the underlying cause or causes of low performance, and those steps are reflected, or will be reflected, in a written plan adopted by the governing body of the charter school.
  - (B) There is clear and convincing evidence showing either of the following:
    - (i) The school achieved measurable increases in academic achievement, as defined by at least one year's progress for each year in school.
    - (ii) Strong postsecondary outcomes, as defined by college enrollment, persistence, and completion rates equal to peers.
- (4) Verified data, as described in subdivision (c), shall be considered by the chartering authority until June 30, 2025, for a charter school pursuant to this subdivision, operating on or before 2020, only for the school's next two subsequent renewals.
- (5) For a charter renewed pursuant to this subdivision, the chartering authority may grant renewal for a period of two years.

# Excerpts from Charter School Related Education Codes

- (b) (1) For charters which the paragraph (2) of subdivision (c) of Section 47607 and subdivision (a) of Section 47607.2 do not apply, the chartering authority shall consider the schoolwide performance and performance of all subgroups of pupils served by the charter school on the state indicators included in the evaluation rubrics adopted pursuant to Section 52064.5 and the performance of the charter school on the local indicators included in the evaluation rubrics adopted pursuant to Section 52064.5.
- (2) The chartering authority shall provide greater weight to performance on measurements of academic performance in determining whether to grant a charter renewal.
- (3) In addition to the state and local indicators, the chartering authority shall consider clear and convincing evidence showing either of the following:
- (A) The school has achieved measurable increases in academic achievement, as defined by at least one year's progress for each year in school.
- (B) Strong postsecondary outcomes, as defined by college enrollment, persistence, and completion rates equal to similar peers.
- (6) The chartering authority may deny a charter renewal pursuant to this subdivision only upon making written findings, that the charter school has failed to meet or make sufficient progress towards meeting standards that provide a benefit to the pupils of the school, that closure of the charter school is in the best interest of pupils and, if applicable pursuant to paragraphs (2) and (3), that its decision provided greater weight to performance on measurements of academic performance.
- (7) For a charter renewed pursuant to this subdivision, the chartering authority shall grant a renewal for a period of five years.



# Acronyms

<b>ADA</b> . . . . Average Daily Attendance	<b>MSD</b> . . . . Moreland School District
<b>ARUSD</b> . . . Alum Rock Union School District	<b>K</b> . . . . . Kindergarten
<b>CAASPP</b> . . California Assessment of Student Performance and Progress	<b>LCAP</b> . . . Local Control Accountability Plan
<b>CDE</b> . . . . California Department of Education	<b>LCFF</b> . . . Local Control Funding Formula
<b>CMO</b> . . . . Charter Management Organization	<b>LEA</b> . . . . Local Educational Agency
<b>COE</b> . . . . County Office of Education	<b>OYA</b> . . . . Opportunity Youth Academy
<b>COVID-19</b> . Coronavirus Disease 2019	<b>N/A</b> . . . . Not Applicable
<b>DCP</b> . . . . Downtown College Preparatory	<b>PERS</b> . . . . Public Employee Retirement System
<b>EC</b> . . . . . Education Code	<b>SBAC</b> . . . Smarter Balanced Assessment Consortium
<b>EL</b> . . . . . English Learner	<b>SBE</b> . . . . State Board of Education
<b>ELA</b> . . . . English Language Arts	<b>SED</b> . . . . Socioeconomically Disadvantaged
<b>ELD</b> . . . . English Language Development	<b>SELPA</b> . . . Special Education Local Plan Area
<b>ESUHSD</b> . . East Side Union High School District	<b>SCCBOE</b> . . Santa Clara County Board of Education
<b>FMSD</b> . . . . Franklin-McKinley School District	<b>SCCOE</b> . . Santa Clara County Office of Education
<b>FRL</b> . . . . . Free and Reduced Lunch	<b>SJUSD</b> . . . San José Unified School District
<b>IEP</b> . . . . . Individual Education Plan	<b>SPED</b> . . . . Special Education
<b>GRAD</b> . . . Graduation	<b>STRS</b> . . . . State Teacher Retirement System
<b>LASD</b> . . . . Los Altos School District	<b>TK</b> . . . . . Transitional Kindergarten
<b>MHUSD</b> . . . Morgan Hill Unified School District	<b>UPA</b> . . . . University Preparatory Academy
<b>MPESD</b> . . . Mount Pleasant Elementary School District	

# Informational Sources

The SCCOE Charter Schools Department references many information sources in the 2020-21 Annual Charter School Data Book. The sources (listed below) include charter schools self-reported information, individual charter school financial audits, government and educational sources, SCCOE Board meeting agendas and minutes, and various websites.

## Charter Schools

(Self-reported as of February 1, 2021 and FY 2019-20 Financial Audits)

- ACE Empower Academy
- Alpha: Cornerstone Academy Preparatory School
- Alpha: José Hernández Middle School
- Bullis Charter School
- Downtown College Prep - Alum Rock
- Discovery Charter I
- Discovery Charter II
- Opportunity Youth Academy
- Rocketship Academy for Brilliant Minds
- Rocketship Alma Academy
- Rocketship Discovery Prep
- Rocketship Fuerza Community Prep
- Rocketship Los Sueños Academy
- Rocketship Mateo Sheedy Elementary
- Rocketship Rising Stars Academy
- Rocketship Sí Se Puede Academy
- Summit Public Schools: Denali
- Summit Public Schools: Tahoma
- Sunrise Middle School
- University Preparatory Academy
- Voices College-Bound Language Academy at Morgan Hill
- Voices College-Bound Language Academy at Mount Pleasant

## Educational Sources

(Not all sources offer public access)

- 2018-2019 Dataquest  
<http://dq.cde.ca.gov/dataquest>
- 2019-2020 Dataquest  
<http://dq.cde.ca.gov/dataquest>
- California Assessment of Students Performance and Progress (CAASPP) Results  
<https://caaspp.cde.ca.gov/sb2019/default>
- California Department of Education (CDE)  
<https://cde.ca.gov>
- California School Dashboard  
<https://www.caschooldashboard.org/#/Home>
- Santa Clara County Office of Education Board Minutes  
<https://go.boarddocs.com/ca/sccoe/Board.nsf/Public>
- Santa Clara County Office of Education website  
<https://www.sccoe.org>

# Acknowledgements

The SCCOE Charter Schools Department is grateful for the contributions from the SCCBOE-authorized charter schools, SCCOE employees and the Santa Clara County Board of Education. Assistance from each of these stakeholders has made the 2020-21 Annual Charter Schools Data Book possible. We would also like to acknowledge their dedication to all the children of Santa Clara County and to their education.

Special recognition goes to the following:

- Santa Clara County Board of Education
- Dr. Mary Ann Dewan, Santa Clara County Superintendent of Schools
- SCCOE Business, Facilities & Operations Division
- SCCOE Media & Communications Department
- SCCOE Print Shop
- SCCOE Special Education Department

The Charter Schools Department is grateful to the SCCBOE-authorized charter schools for their assistance in compiling the data and without whom this Book would not have been possible.

- ACE Empower Academy
- Alpha: Cornerstone Academy Preparatory School
- Alpha: José Hernández Middle School
- Bullis Charter School
- Downtown College Prep - Alum Rock
- Discovery Charter I
- Discovery Charter II
- Opportunity Youth Academy
- Rocketship Academy for Brilliant Minds
- Rocketship Alma Academy
- Rocketship Discovery Prep
- Rocketship Fuerza Community Prep
- Rocketship Los Sueños Academy
- Rocketship Mateo Sheedy Elementary
- Rocketship Rising Stars Academy
- Rocketship Sí Se Puede Academy
- Summit Public Schools: Denali
- Summit Public Schools: Tahoma
- Sunrise Middle School
- University Preparatory Academy
- Voices College-Bound Language Academy at Morgan Hill
- Voices College-Bound Language Academy at Mount Pleasant

# 2020-21 SCCOE Charter School Directory

## **ACE EMPOWER ACADEMY**

625 S. Sunset Avenue  
San José, CA 95116  
Phone: 408-729-3920  
Lisamarie Reid, Principal  
[www.acecharter.org](http://www.acecharter.org)

## **ALPHA PUBLIC SCHOOLS: CORNERSTONE ACADEMY PREPARATORY SCHOOL**

1598 Lucretia Avenue  
San José, CA 95122  
Phone: 408-361-3876  
Marion Dickel, Principal  
[www.alphapublicschools.org](http://www.alphapublicschools.org)

## **ALPHA PUBLIC SCHOOLS: JOSÉ HERNÁNDEZ MIDDLE SCHOOL**

1601 Cunningham Avenue  
San José, CA 95122  
Phone: 408-780-1550  
Dr. Rosie Carlson, Principal  
[www.alphapublicschools.org](http://www.alphapublicschools.org)

## **BULLIS CHARTER SCHOOL**

North Campus  
102 W. Portola Avenue  
Los Altos, CA 94022

South Campus  
1124 Covington Road  
Los Altos, CA 94022  
Phone: 650-947-4100  
Maureen Israel, Superintendent/Principal  
[www.bullischarter-school.com](http://www.bullischarter-school.com)

## **DISCOVERY CHARTER SCHOOL I**

4021 Teale Avenue  
San José, CA 95117  
Phone: 408-243-9800  
Debby Perry, Superintendent/  
Executive Director  
[www.discoveryk8.org](http://www.discoveryk8.org)

## **DISCOVERY CHARTER SCHOOL II**

762 Sunset Glen Drive  
San José, CA 95123  
Phone: 408-300-1358  
Miki Walker, Director  
[www.discoveryk8.org](http://www.discoveryk8.org)

## **DOWNTOWN COLLEGE PREP (DCP) ALUM ROCK**

6-8: 2800 Ocala Road  
San José, CA 95148  
Phone: 408-942-7000  
Leticia Villa-Gascon, Principal

9-12: 1776 Educational Park Drive, Building H  
San José, CA 95122  
Phone: 408-384-4554  
Terri Furton, Principal  
[www.dcp.org](http://www.dcp.org)

## **OPPORTUNITY YOUTH ACADEMY (OYA)**

OYA Sobrato  
512 Valley Way  
Milpitas, CA 95035

OYA South County  
930 Wren Avenue  
Gilroy, CA 95020

OYA The Hub  
591 N. King Road, Suite 1  
San José, CA 95133

OYA Washington  
921 S. 1st Street, Suite B  
San José, CA 95110

OYA ConXion  
749 Story Road, Suite 10  
San José, CA 95122

OYA Snell  
3550 Snell Avenue  
San José, CA 95136  
Phil Morales, Director  
<http://www.sccoe.org/depts/students/oya>

## **ROCKETSHIP ALMA ACADEMY**

198 W. Alma Avenue  
San José, CA 95110  
Phone: 408-931-6838  
Carly Reiss, Principal  
[www.rsed.org/alma](http://www.rsed.org/alma)

## **ROCKETSHIP ACADEMY FOR BRILLIANT MINDS**

2962 Story Road  
San José, CA 95127  
Phone: 408-708-5650  
Lisa Greene, Principal  
[www.rsed.org/brilliantminds](http://www.rsed.org/brilliantminds)

## **ROCKETSHIP DISCOVERY PREP**

370 Wooster Avenue  
San José, CA 95116  
Phone: 408-217-8951  
Kayla Heath Antonio, Principal  
[www.rsed.org/discoveryprep](http://www.rsed.org/discoveryprep)

## **ROCKETSHIP FUERZA COMMUNITY PREP**

70 S. Jackson Avenue  
San José, CA 95116  
Phone: 408-708-5744  
Briana Neveras, Principal  
[www.rsed.org/fuerza](http://www.rsed.org/fuerza)

## **ROCKETSHIP LOS SUEÑOS ACADEMY**

331 S. 34th Street  
San José, CA 95116  
Phone: 408-684-4028  
Gabriela Gordon, Principal  
[www.rsed.org/lossuenos](http://www.rsed.org/lossuenos)

## **ROCKETSHIP MATEO SHEEDY**

788 Locust Street  
San José, CA 95110  
Phone: 408-286-3330  
Courtney English, Principal  
[www.rsed.org/mateosheedy](http://www.rsed.org/mateosheedy)

## **ROCKETSHIP RISING STARS ACADEMY**

3172 Senter Road  
San José, CA 95111  
Eric Neumann, Principal  
[www.rsed.org/risingstars](http://www.rsed.org/risingstars)

## **ROCKETSHIP SÍ SE PUEDE ACADEMY**

2249 Dobern Avenue  
San José, CA 95116  
Phone: 408-824-5180  
Shivesh Puri, Principal  
[www.rsed.org/siseppurede](http://www.rsed.org/siseppurede)

## **SUMMIT PUBLIC SCHOOLS: DENALI**

6-8: 539 E. Weddell Drive  
Sunnyvale, CA 94085  
Phone: 669-721-2646  
William Kim, Executive Director

9-12: 824 San Aleso Avenue  
Kevin Bock, Executive Director  
<http://denali.summitps.org/>

## **SUMMIT PUBLIC SCHOOLS: TAHOMA**

285 Blossom Road  
San José, CA 95123  
Phone: 408-729-1981  
Jonathan Stewart, Executive Director  
<http://tahoma.summitps.org>

## **SUNRISE MIDDLE SCHOOL**

1149 E. Julian Street, Building G  
San José, CA 95116  
Phone: 408-659-4785  
Teresa Robinson, Director  
[www.sunrisemiddle.org](http://www.sunrisemiddle.org)

## **UNIVERSITY PREPARATORY ACADEMY**

2315 Canoas Garden Avenue  
San José, CA 95125  
Phone: 408-723-1839  
David Porter, Executive Director  
[www.upasv.org](http://www.upasv.org)

## **VOICES COLLEGE-BOUND LANGUAGE ACADEMY AT MORGAN HILL**

610 Jarvis Drive  
Morgan Hill, CA 95037  
Phone: 408-791-1700  
Juan Carlos Villaseñor, Principal  
<http://voicesacademies.org>

## **VOICES COLLEGE-BOUND LANGUAGE ACADEMY AT MOUNT PLEASANT**

14271 Story Road  
San José, CA 95127  
Phone: 408-571-6404  
Christina Deberry, Interim Principal  
<http://voicesacademies.org>



Santa Clara County  
Office of Education

---

2020-2021  
**ANNUAL CHARTER  
SCHOOLS DATA BOOK**

Charter Schools Department

Mefula Fairley  
*Director*

Michelle Johnson, Ed.D.  
*Associate Director*

Julie Aguirre, Ed.D.  
*Administrator*

Shallu Sharma  
*Financial Administrator*

Cynthia Tapia  
*Financial Administrator*

Justin Fallon  
*Administrative Assistant IV*

Santa Clara County  Office of Education

1290 Ridder Park Drive • San José, CA 95131-2304  
Phone: (408) 453-6500 • [www.sccoe.org](http://www.sccoe.org)