

LCFF Budget Overview for Parents

Local Educational Agency (LEA) Name: Discovery Charter II

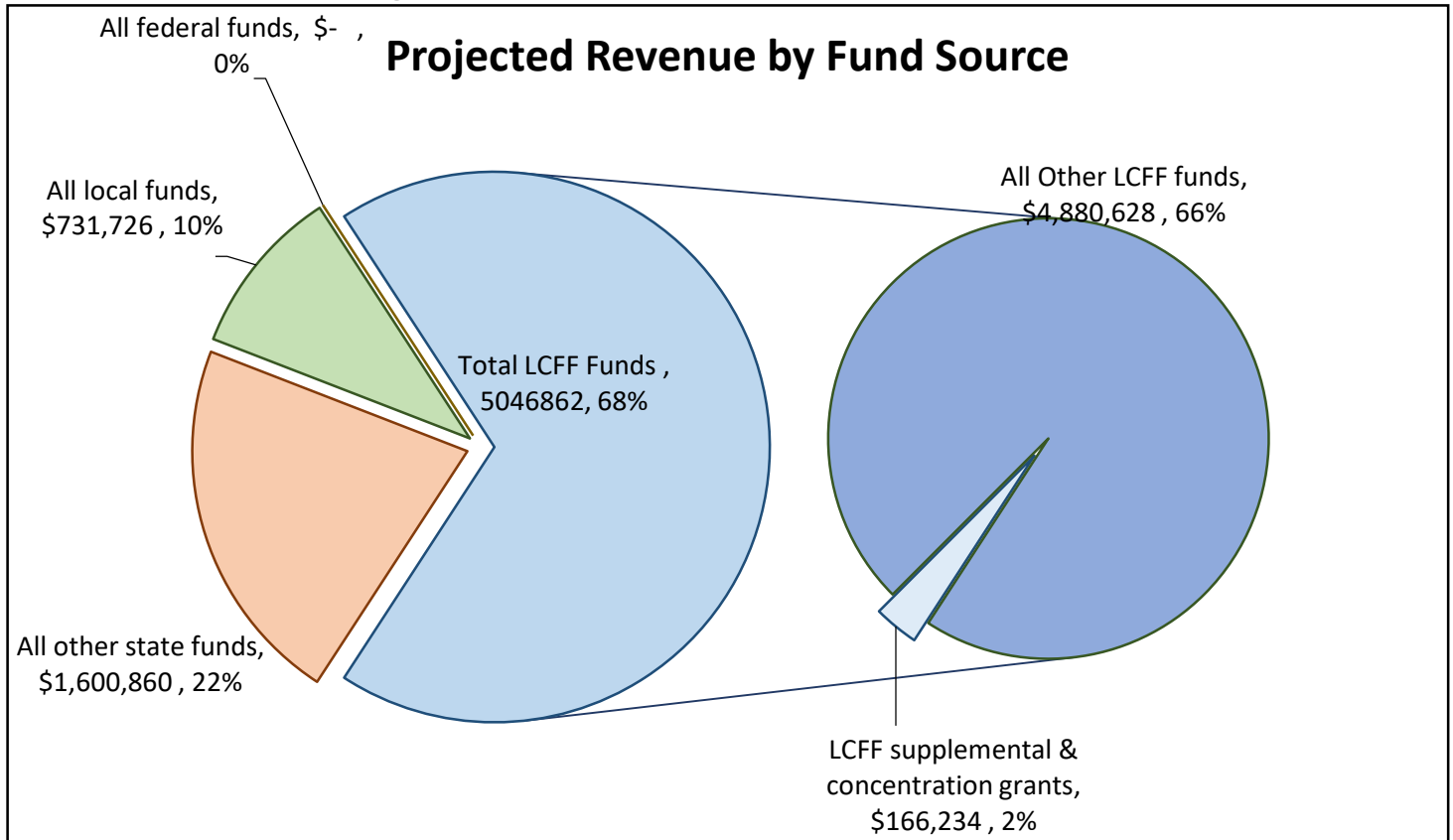
CDS Code: 43104390127969

School Year: 2022 – 23

LEA contact information: Miki Walker, Principal, mwalker@discoverytwo.org, 408-300-1358

School districts receive funding from different sources: state funds under the Local Control Funding Formula (LCFF), other state funds, local funds, and federal funds. LCFF funds include a base level of funding for all LEAs and extra funding - called "supplemental and concentration" grants - to LEAs based on the enrollment of high needs students (foster youth, English learners, and low-income students).

Budget Overview for the 2022 – 23 School Year

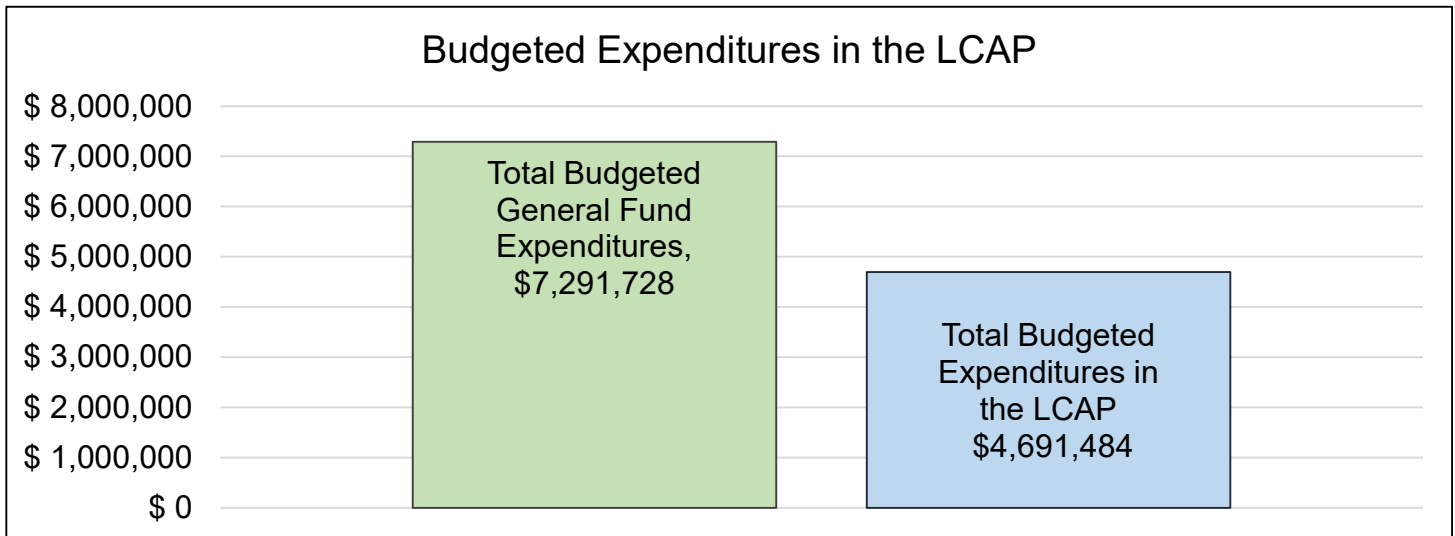


This chart shows the total general purpose revenue Discovery Charter II expects to receive in the coming year from all sources.

The text description for the above chart is as follows: The total revenue projected for Discovery Charter II is \$7,379,448.00, of which \$5,046,862.00 is Local Control Funding Formula (LCFF), \$1,600,860.00 is other state funds, \$731,726.00 is local funds, and \$0.00 is federal funds. Of the \$5,046,862.00 in LCFF Funds, \$166,234.00 is generated based on the enrollment of high needs students (foster youth, English learner, and low-income students).

LCFF Budget Overview for Parents

The LCFF gives school districts more flexibility in deciding how to use state funds. In exchange, school districts must work with parents, educators, students, and the community to develop a Local Control and Accountability Plan (LCAP) that shows how they will use these funds to serve students.



This chart provides a quick summary of how much Discovery Charter II plans to spend for 2022 – 23. It shows how much of the total is tied to planned actions and services in the LCAP.

The text description of the above chart is as follows: Discovery Charter II plans to spend \$7,291,728.00 for the 2022 – 23 school year. Of that amount, \$4,691,484.00 is tied to actions/services in the LCAP and \$2,600,244.00 is not included in the LCAP. The budgeted expenditures that are not included in the LCAP will be used for the following:

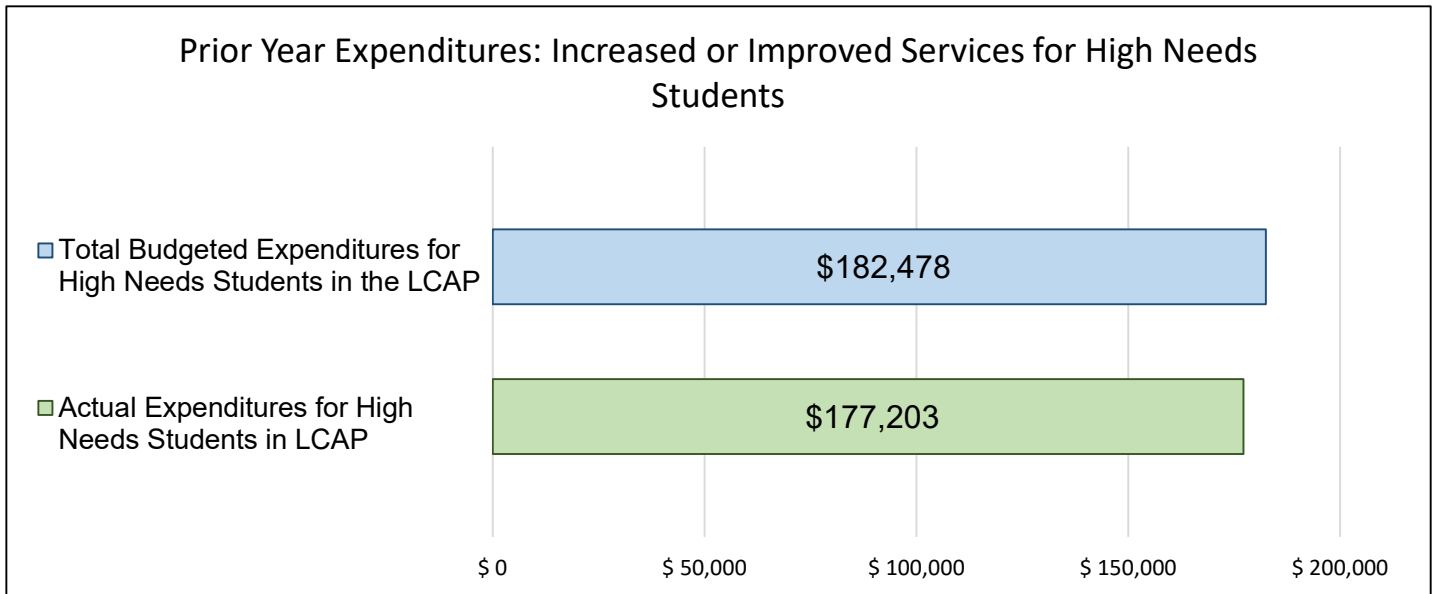
Oversight fees, postage, utilities, business fees, legal fees and other operating expenses.

Increased or Improved Services for High Needs Students in the LCAP for the 2022 – 23 School Year

In 2022 – 23, Discovery Charter II is projecting it will receive \$166,234.00 based on the enrollment of foster youth, English learner, and low-income students. Discovery Charter II must describe how it intends to increase or improve services for high needs students in the LCAP. Discovery Charter II plans to spend \$217,121.00 towards meeting this requirement, as described in the LCAP.

LCFF Budget Overview for Parents

Update on Increased or Improved Services for High Needs Students in 2021 – 22



This chart compares what Discovery Charter II budgeted last year in the LCAP for actions and services that contribute to increasing or improving services for high needs students with what Discovery Charter II estimates it has spent on actions and services that contribute to increasing or improving services for high needs students in the current year.

The text description of the above chart is as follows: In 2021 – 22, Discovery Charter II's LCAP budgeted \$182,478.00 for planned actions to increase or improve services for high needs students. Discovery Charter II actually spent \$177,203.00 for actions to increase or improve services for high needs students in 2021 – 22. The difference between the budgeted and actual expenditures of \$5,275.00 had the following impact on Discovery Charter II's ability to increase or improve services for high needs students:

Our enrollment and attendance declined over the year after we created the initial budget. We are receiving less revenue than initially planned. Therefore, our expenses are below plan.

Supplement to the Annual Update to the 2021–22 Local Control and Accountability Plan

Local Educational Agency (LEA) Name	Contact Name and Title	Email and Phone
Discovery Charter School II	Miki Walker, Principal	mwalker@discoverytwo.org 408-300-1358

California’s 2021–22 Budget Act, the federal American Rescue Plan Act of 2021, and other state and federal relief acts have provided local educational agencies (LEAs) with a significant increase in funding to support students, teachers, staff, and their communities in recovering from the COVID-19 pandemic and to address the impacts of distance learning on students. The following is a one-time mid-year report to the local governing board or body and educational partners related to engagement on, and implementation of, these Acts.

A description of how and when the LEA engaged, or plans to engage, its educational partners on the use of funds provided through the Budget Act of 2021 that were not included in the 2021–22 Local Control and Accountability Plan (LCAP).

Discovery Charter School II did not receive any additional funds beyond what was previously approved in the 2021 LCAP. However, it did engage its educational partners on the use of funds for this year throughout 2020-21 through a variety of methods, outlined below.

May 2020 - Staff Distance Learning Survey. To better understand the staff needs, concerns and thoughts concerning reopening the school, the district administered a survey.

May 2020 - Family Survey Regarding Distance Learning Feedback and Fall Reopening. Family concerns were primarily addressed through a survey, which had over 300 responses.

June 15-19 2020 - Staff development days. Staff collaborated about the various challenges during the spring shelter in place mandates. Agendas for staff covered hybrid model considerations; documentation needs and adjusting instructional practices to be most effective for continuing during the COVID 19 crisis.

August 2020 - Technology Needs Survey.

Teacher and Staff Survey on May 10, 2021 - Input as to increasing class size and safety considerations.

LCAP Survey on September 17, 2021.

Board approval of ELO plan on September 23, 2021.

Our educational partners communicated that Social Emotional Learning, students returning to campus and learning loss from the COVID 19 Pandemic were priorities for this school year.

A description of how the LEA used, or plans to use, the additional concentration grant add-on funding it received to increase the number of staff who provide direct services to students on school campuses with an enrollment of students who are low-income, English learners, and/or foster youth that is greater than 55 percent.

Discovery Charter School II did not receive concentration grant add-on funds and does not have any updates to report.

A description of how and when the LEA engaged its educational partners on the use of one-time federal funds received that are intended to support recovery from the COVID-19 pandemic and the impacts of distance learning on pupils.

Discovery Charter Schools engaged educational partners in the following ways related to one-time federal funds.

Below are some of the methods of engagement with educational partners outlined in the school's ELO Plan.

Special Board Meeting on February 2, 2021 - Presentation of Hybrid Model and Reopening Plan

Discovery Experience Survey on February 23, 2021

Path to Reopening on March 10, 2021

Hybrid Questionnaire on March Teacher and Staff Survey on May, 10, 2021 - Orange Tier input and increasing class size and/or instructional minutes for the remainder of the 2020-21 school year.

Families have also had informal interactions through school newsletters, on site engagement meetings and regularly scheduled board meetings.

A description of how the LEA is implementing the federal American Rescue Plan Act and federal Elementary and Secondary School Emergency Relief expenditure plan, and the successes and challenges experienced during implementation.

Discovery Charter II has successfully implemented efforts to maintain the health and safety of students, educators, and other staff and ensure the continuity of services. Discovery Charter Schools did not receive ESSER III funds.

In the school's ELO plan, the outlined expenditures were: additional interventions for students, increased access to internet, staff training on SEL and learning loss, and extended instructional time. All of these have been implemented with the exception of extended instructional time, which will be summer school.

Some successes with this have included strong parent partnerships, increasing SEL in students and limited impact of learning loss. Additionally Discovery Charter School II has been able to implement a new intervention curriculum, iReady, to support students' skill gaps.

Some challenges have been managing COVID protocols, though the school has not had to have additional closures as of 12/21; hiring new staff - though the amount hired was small, finding applicants was a challenge; student attendance has also been a challenge, consistent with the COVID-19 pandemic.

A description of how the LEA is using its fiscal resources received for the 2021–22 school year in a manner that is consistent with the applicable plans and is aligned with the LEA's 2021–22 LCAP and Annual Update.

Discovery Charter School II is using the fiscal resources received for the 2021-22 school year with a specific focus on ensuring the academic and social emotional recovery of our students after spending a year or more in a distance learning format. The LCAP prioritizes providing high-quality, standards-aligned instruction with specific supports for our highest need students. Based on our annual update reflections, the plan addresses learning loss through implementation of assessments and a multi-tiered system of academic supports. The Extended Learning Opportunities expenditure plan provides additional supports to address learning loss for students with integrated student supports and additional academic services for students that supplement the related LCAP actions Goal 1, Action 8 - Interventions.

Ensuring our students return to in-person instruction in the safest manner possible, while addressing their social emotional needs is also prioritized in the LCAP this year. The Extended Learning Opportunities expenditure plan provides additional supports to address safety through additional staff training on social emotional learning supplements the actions previously outlined in the LCAP Campus Health and Safety action Goal 1, Action 2 - Professional Development.

Instructions for the Supplement to the Annual Update for the 2021–22 Local Control and Accountability Plan Year

For additional questions or technical assistance related to the completion of the Supplement to the Annual Update to the 2021–22 Local Control and Accountability Plan (LCAP), please contact the local county office of education (COE), or the California Department of Education’s (CDE’s) Local Agency Systems Support Office, by phone at 916-319-0809 or by email at lcff@cde.ca.gov.

Introduction

California’s 2021–22 Budget Act, the federal American Rescue Plan Act of 2021, and other state and federal relief acts have provided local educational agencies (LEAs) with a significant increase in funding to support students, teachers, staff, and their communities in recovering from the COVID-19 pandemic and to address the impacts of distance learning on students. Section 124(e) of Assembly Bill 130 requires LEAs to present an update on the Annual Update to the 2021–22 LCAP and Budget Overview for Parents on or before February 28, 2022, at a regularly scheduled meeting of the governing board or body of the LEA. At this meeting, the LEA must include all of the following:

- The Supplement to the Annual Update for the 2021–22 LCAP (2021–22 Supplement);
- All available mid-year outcome data related to metrics identified in the 2021–22 LCAP; and
- Mid-year expenditure and implementation data on all actions identified in the 2021–22 LCAP.

When reporting available mid-year outcome, expenditure, and implementation data, LEAs have flexibility to provide this information as best suits the local context, provided that it is succinct and contains a level of detail that is meaningful and accessible for the LEA’s educational partners.

The 2021–22 Supplement is considered part of the 2022–23 LCAP for the purposes of adoption, review, and approval, and must be included with the LCAP as follows:

- The 2022–23 Budget Overview for Parents
- The 2021–22 Supplement
- The 2022–23 LCAP
- The Action Tables for the 2022–23 LCAP
- The Instructions for the LCAP Template

As such, the 2021–22 Supplement will be submitted for review and approval as part of the LEA’s 2022–23 LCAP.

Instructions

Respond to the following prompts, as required. In responding to these prompts, LEAs must, to the greatest extent practicable, provide succinct responses that contain a level of detail that will be meaningful and accessible for the LEA's educational partners and the broader public and must, to the greatest extent practicable, use language that is understandable and accessible to parents.

In responding to these prompts, the LEA has flexibility to reference information provided in other planning documents. An LEA that chooses to reference information provided in other planning documents must identify the plan(s) being referenced, where the plan(s) are located (such as a link to a web page), and where in the plan the information being referenced may be found.

Prompt 1: *“A description of how and when the LEA engaged, or plans to engage, its educational partners on the use of funds provided through the Budget Act of 2021 that were not included in the 2021–22 Local Control and Accountability Plan (LCAP).”*

In general, LEAs have flexibility in deciding what funds are included in the LCAP and to what extent those funds are included. If the LEA received funding through the Budget Act of 2021 that it would have typically included within its LCAP, identify the funds provided in the Budget Act of 2021 that were not included in the LCAP and provide a description of how the LEA has engaged its educational partners on the use of funds. If an LEA included the applicable funds in its adopted 2021–22 LCAP, provide this explanation.

Prompt 2: *“A description of how LEA used, or plans to use, the concentration grant add-on funding it received to increase the number of staff who provide direct services to students on school campuses with an enrollment of students who are low-income, English learners, and/or foster youth that is greater than 55 percent.”*

If LEA does not receive a concentration grant or the concentration grant add-on, provide this explanation.

Describe how the LEA is using, or plans to use, the concentration grant add-on funds received consistent with California *Education Code* Section 42238.02, as amended, to increase the number of certificated staff, classified staff, or both, including custodial staff, who provide direct services to students on school campuses with greater than 55 percent unduplicated pupil enrollment, as compared to schools with an enrollment of unduplicated students that is equal to or less than 55 percent.

In the event that the additional concentration grant add-on is not sufficient to increase the number of staff providing direct services to students at a school with an enrollment of unduplicated students that is greater than 55 percent, describe how the LEA is using the funds to retain staff providing direct services to students at a school with an enrollment of unduplicated students that is greater than 55 percent.

Prompt 3: *“A description of how and when the LEA engaged its educational partners on the use of one-time federal funds received that are intended to support recovery from the COVID-19 pandemic and the impacts of distance learning on pupils.”*

If the LEA did not receive one-time federal funding to support recovery from the COVID-19 pandemic and the impacts of distance learning on students, provide this explanation.

Describe how and when the LEA engaged its educational partners on the use of one-time federal funds it received that are intended to support recovery from the COVID-19 pandemic and the impacts of distance learning on students. See the COVID-19 Relief Funding Summary Sheet web page (<https://www.cde.ca.gov/fg/cr/relieffunds.asp>) for a listing of COVID-19 relief funding and the Federal Stimulus Funding web page (<https://www.cde.ca.gov/fg/cr/>) for additional information on these funds. The LEA is not required to describe engagement that has taken place related to state funds.

Prompt 4: “A description of how the LEA is implementing the federal American Rescue Plan Act and federal Elementary and Secondary School Emergency Relief expenditure plan, and the successes and challenges experienced during implementation.”

If an LEA does not receive ESSER III funding, provide this explanation.

Describe the LEA’s implementation of its efforts to maintain the health and safety of students, educators, and other staff and ensure the continuity of services, as required by the federal American Rescue Plan Act of 2021, and its implementation of the federal Elementary and Secondary School Emergency Relief (ESSER) expenditure plan to date, including successes and challenges.

Prompt 5: “A description of how the LEA is using its fiscal resources received for the 2021–22 school year in a manner that is consistent with the applicable plans and is aligned with the LEA’s 2021–22 LCAP and Annual Update.”

Summarize how the LEA is using its fiscal resources received for the 2021–22 school year to implement the requirements of applicable plans in a manner that is aligned with the LEA’s 2021–22 LCAP. For purposes of responding to this prompt, “applicable plans” include the Safe Return to In-Person Instruction and Continuity of Services Plan and the ESSER III Expenditure Plan.

California Department of Education
November 2021

Local Control and Accountability Plan

The instructions for completing the Local Control and Accountability Plan (LCAP) follow the template.

Local Educational Agency (LEA) Name	Contact Name and Title	Email and Phone
Discovery Charter School II	Miki Walker, Principal	mwalker@discoverytwo.org 408-300-1358

Plan Summary 2022-23

General Information

A description of the LEA, its schools, and its students in grades transitional kindergarten–12, as applicable to the LEA.

Discovery Charter School Falcon serves transitional kindergarten through eighth grade students at our San Jose Falcon campus. Discovery Charter School’s instructional model is based on developmentally appropriate teaching methods that successfully integrate the whole child concerning individual learning styles, developmental readiness, and rates of achievement. Multiage classrooms, small class sizes, team teaching, a high level of parent participation, and community involvement significantly contribute to developing Discovery Charter Schools into a world class learning community. We have built an educational environment where promoting student achievement, building innovative programs, and engaging families and communities provide a shared vision for lifelong learning and student success.

In 2021-22, Discovery Charter School served 541 students with diverse needs and backgrounds: approximately 10% of students qualify for Free or Reduced Lunch; 7.6% of students are English Learners; and 6.1% of students are Re-designated Fluent English Proficient. In addition, about 12.4% of students qualify for special education services. The LCFF Unduplicated percentage is approximately 16%. Approximately, 34% of Discovery’s students identify as being white, 24% as Hispanic or Latino, 20% as Asian, 14% Two or More Races, and 4% as African American.

Reflections: Successes

A description of successes and/or progress based on a review of the California School Dashboard (Dashboard) and local data.

This plan was developed during the COVID-19 pandemic which caused school closures and disrupted state testing and local assessment activities. We therefore have less data available to measure and celebrate progress by. We achieved improved attendance and engagement in 20-21, and this allowed us to keep our students on track academically as evidenced by our internal assessment data indicating our students are where we would expect them to be at this point in the school year. We are immensely proud of our staff, students, and families, who all worked together to respond and adapt to the circumstances of the pandemic in order to continue to fully implement our program, remotely when necessary, and to meet the increased needs of our students. We are proud of the consistent stakeholder engagement and close collaboration achieved by our parents and staff in providing critical feedback and contributing to the

ongoing planning required throughout the past year and prior year. We are proud of how we were able to translate our model when needed for remote learning, and we will be able to bring forward the confidence that we can do so when needed and also continue to utilize digital tools, programmatic components, and student supports inspired by necessity that may continue to be beneficial for our community.

Per the last available year of CA Dashboard data (2019), we had the following strengths:

- English Language Arts (overall “green”, 19.8 points above standard, maintained -0.3 points)
- Mathematics (overall “green”, 0.1 points above standard, declined 15.2 points)
- ELPI - 64.3% of students making progress towards EL proficiency
- Chronic absenteeism (overall “green”, 10% chronically absent, declined 1.6%)
- Suspension rate (overall “green”, 1% suspended at least once, declined 0.9%)

Local data supports that learning loss has impacted our academic progress and attendance rates have been impacted by the COVID-19 pandemic. However, we believe that these are still areas of strength and that our current approach is effective. We aim to continue our success in these areas by providing the same structures and supports and increasing our focus now that COVID restrictions have dissipated. For ELA and Math, we will build on our success by implementing High-Quality Instruction (Goal 1, Action 1). For continued success in English learners making progress toward English Proficiency, we will implement comprehensive ELD (Goal 1, Action 6). To continue reducing chronic absenteeism, we will implement Attendance Initiatives (Goal 2, Action 2). To maintain a low suspension rate, we will implement Positive Discipline (Goal 2, Action 3).

Reflections: Identified Need

A description of any areas that need significant improvement based on a review of Dashboard and local data, including any areas of low performance and significant performance gaps among student groups on Dashboard indicators, and any steps taken to address those areas.

The 2020 CA Dashboard was not produced due to lack of data in the midst of the pandemic, and therefore we are unable to identify needs related to those state indicators. Based on the 2019 CA Dashboard, our English Learners and Students with Disabilities are in need of additional support in English Language Arts and Mathematics. Our Socioeconomically Disadvantaged students are also in need of additional support in Mathematics. Local data supports that our SED, EL and SPED students require additional supports. Based on internal assessments, these are the student groups requiring the most additional support and joining us with the biggest academic gaps.

To improve in these areas, we will implement standards-based instruction in ELA and Math and utilize assessments to monitor progress (Goal 1, Action 5) and differentiate instruction and intervention (Goal 1, Action 8). We will implement comprehensive English Language Development (Goal 1, Action 6) to ensure that English learners are supported in their learning and will monitor their progress through assessment data.

LCAP Highlights

A brief overview of the LCAP, including any key features that should be emphasized.

The 2021-24 LCAP provides our three-year plan for continued improvement and development. In 2022-23 we will continue the specific actions undertaken to address the varied academic and social-emotional needs of our students.

GOAL 1: Our school fosters developmentally-based, experiential learning that produces well-rounded, capable, critically thinking citizens who become life-long learners. In terms of student achievement (Goal 1), we will continue providing a comprehensive standards-aligned instructional program in conjunction with a comprehensive assessment system. We will use the results of assessments to differentiate instruction within classrooms and to inform our system of intervention. We will provide systemic English Language Development for our English learners and a comprehensive SPED program for our students with IEPs. Our students will access a broad course of study through our Enrichment and Elective classes.

GOAL 2: Discovery develops students who are self-motivated, self-disciplined, and socially responsible. In terms of our work to maintain a positive culture and climate (Goal 4), students are supported in Social Emotional Learning as well as supportive practices in behavior, attendance, and student activities as well as a clean and safe environment. We implement a comprehensive Positive Behavior Supports and Intervention program schoolwide. We incorporate mental health supports into our program.

GOAL 3: Discovery ensures that parents can become involved in our school community in ways which reflect their own skills, interest, talents, and time; as well as, taking into consideration classroom/program needs and the constraints of family, work, and other commitments outside of school. Families will be supported to participate actively in the life of the school and their child’s education through frequent workshops, trainings, and opportunities for input. These opportunities include Positive Discipline, Conflict Resolution, Bullying Awareness, Digital and Social Media, and our Parent Academies where teachers train parents to support in the classroom. Our teachers also hold monthly family meetings. We will use multiple methods of communication to keep parents informed, including Groups IO and weekly newsletters, in addition to the weekly communication from each classroom teacher.

Comprehensive Support and Improvement

An LEA with a school or schools eligible for comprehensive support and improvement must respond to the following prompts.

Schools Identified

A list of the schools in the LEA that are eligible for comprehensive support and improvement.

Discovery Charter School II is a single school LEA that is not eligible for comprehensive support and improvement.

Support for Identified Schools

A description of how the LEA has or will support its eligible schools in developing comprehensive support and improvement plans.

Discovery Charter School II is a single school LEA that is not eligible for comprehensive support and improvement.

Monitoring and Evaluating Effectiveness

A description of how the LEA will monitor and evaluate the plan to support student and school improvement.

Discovery Charter School II is a single school LEA that is not eligible for comprehensive support and improvement.

Engaging Educational Partners

A summary of the process used to engage educational partners and how this engagement was considered before finalizing the LCAP.

Parents - January 16, 2022 and February 16, 2022 were formal meetings for feedback. May 10, 2022 families were provided with an annual survey. ELAC and SSC also met on October 26 related to schoolwide priorities.

School Board - Board meetings on January 16, 2022 and February 16, 2022 dealt with feedback related to the LCAP.

Teachers/Staff/Administrators - Formal sessions for staff feedback happened on January 16, 2022 and May 11, 2022 provided opportunities for formal feedback on LCAP. In addition to these formal sessions, there are informal opportunities at other staff meetings as well as in conversation with administration.

SELPA or Special Education Administrator - SELPA reviewed and provided feedback on Discovery's LCAP on June 3, 2022.

Students - Formal feedback was sought on May 10, 2022 via a survey. Feedback was informally requested during all school events.

Tribes, Advocates and Unions - Discovery Charter School II evaluated its stakeholder engagement opportunities and determined tribes, civil rights organizations, foster youth, and children who are incarcerated are neither present nor served by Discovery Charter School II. Likewise, Discovery Charter School II teachers and personnel are not represented by a local bargaining unit.

A summary of the feedback provided by specific educational partners.

Parents cited the following areas as priorities going forward: communication, tech infrastructure, engagement, transparency, community events. Parents also desire to bring back more parents on campus and in campus community events and parent education events - We feel like these were incorporated into the LCAP since we predicted this would be a want from the community. There was some feedback on wanting better communication from leadership and the Board in light of the transition- we also anticipated this.

Teachers/School Staff/Administrators listed the following areas as priorities going forward: professional development, tracking engagement, equity, new teacher development, collaboration time.

Students enjoyed the flexibility provided during the distance learning format and having a voice in their education. They would like more enrichment opportunities, sports, and community events. They are concerned about high school.

SELPA or Special Education Administrator shared that continuing to meet compliance requirements while increasing Special Education outcomes would be an area for continued development. Additionally, they shared that Discovery II has access to additional state funding opportunities through the SELPA

Tribes, Advocates and Unions Discovery Charter School II evaluated its stakeholder engagement opportunities and determined tribes, civil rights organizations, foster youth, and children who are incarcerated are neither present nor served by Discovery Charter School II. Likewise, Discovery Charter School II teachers and personnel are not represented by a local bargaining unit.

A description of the aspects of the LCAP that were influenced by specific input from educational partners.

We incorporated parent feedback into our actions for Goal 3 to ensure their desire for strong communication, parent engagement, and community events were addressed. We incorporated teacher feedback into our actions for Goals 1 and 2 to ensure their desire for strong professional development, collaboration time, tracking student engagement, and equity focus were addressed. We addressed students' desires in the actions for Goals 2 and 3 for enrichments, community events, opportunities for student voice, and sports.

Goals and Actions

Goal 1

Goal #	Description
1	Our school fosters developmentally-based, experiential learning that produces well-rounded, capable, critically thinking citizens who become life-long learners.

An explanation of why the LEA has developed this goal.

This goal is central to our model and while the majority of our students are on track academically, we need to ensure they continue their academic growth. Also, our students with disabilities need additional supports as indicated on the 2019 CA Dashboard with Orange in ELA and Red in Math.

State priorities addressed by this goal: #1 Basic Conditions for learning (teacher credentials, standards aligned materials), #2 State standards #4 Pupil achievement (SBAC, CAST, ELPAC), #7 Broad Course of Study

Measuring and Reporting Results

Metric	Baseline	Year 1 Outcome	Year 2 Outcome	Year 3 Outcome	Desired Outcome for 2023–24
CAASPP progress ELA - % Met/Exceeded the Standard for all students and all numerically significant subgroups	<p>All Students: 60.7%</p> <p>English Learners: 30.8%</p> <p>SED: 23.5%</p> <p>SWD: 30.2%</p> <p>Asian: 80.4%</p> <p>Black or African American: 41.7%</p> <p>Hispanic or Latinx: 40%</p> <p>Two or More Races: 62.5%</p> <p>White: 63.6%</p> <p>Data Year: 2018-19</p> <p>Data Source: CAASPP</p>	<p>All: 59.3%</p> <p>EL: 17.7%</p> <p>SED: 22.2%</p> <p>SWD: 26.2%</p> <p>Asian: 71.4%</p> <p>Black/Af Am: 40%</p> <p>Hisp: 42.9%</p> <p>Two or more: 65.7%</p> <p>White: 61.6%</p> <p>Data Year: 2020-21</p> <p>Data Source: CAASPP</p>			<p>All Students: 81%</p> <p>English Learners: 51%</p> <p>SED: 44%</p> <p>SWD: 50%</p> <p>Asian: 82%</p> <p>Black or African American: 62%</p> <p>Hispanic or Latinx: 60%</p> <p>Two or More Races: 83%</p> <p>White: 84%</p> <p>Data Year: 2022-23</p> <p>Data Source: CAASPP</p>

Metric	Baseline	Year 1 Outcome	Year 2 Outcome	Year 3 Outcome	Desired Outcome for 2023–24
CAASPP progress Math - % Met/Exceeded the Standard for all students and all numerically significant subgroups	<p>All Students: 50.8%</p> <p>English Learners: 23.1%</p> <p>SED: 22.2%</p> <p>SWD: 22.6%</p> <p>Asian: 76.8%</p> <p>Black or African American: 41.7%</p> <p>Hispanic or Latinx: 31.7%</p> <p>Two or More Races: 56.3%</p> <p>White: 45.8%</p> <p>Data Year: 2018-19</p> <p>Data Source: CAASPP</p>	<p>All: 61%</p> <p>EL: 23.5%</p> <p>SED: 11.8%</p> <p>SWD: 33.3%</p> <p>Asian: 84%</p> <p>Black/Af Am: 60%</p> <p>Hisp: 35.7%</p> <p>Two or more: 69.7%</p> <p>White: 60.4%</p> <p>Data Year: Spring 2021</p> <p>Data Source: DataQuest CAASPP</p>			<p>All Students: 71%</p> <p>English Learners: 43%</p> <p>SED: 42%</p> <p>SWD: 42%</p> <p>Asian: 82%</p> <p>Black or African American: 62%</p> <p>Hispanic or Latinx: 52%</p> <p>Two or More Races: 76%</p> <p>White: 66%</p> <p>Data Year: 2022-23</p> <p>Data Source: CAASPP</p>
CAASPP progress CAST- % Met/Exceeded the Standard	<p>60.87%</p> <p>Data Year: 2018-19</p> <p>Data Source: CAASPP</p>	<p>Met or Exceeded: 38.2%</p> <p>Data Year: Spring 2021</p> <p>Data Source: DataQuest CAST</p>			<p>73%</p> <p>Data Year: 2022-23</p> <p>Data Source: CAASPP</p>

Metric	Baseline	Year 1 Outcome	Year 2 Outcome	Year 3 Outcome	Desired Outcome for 2023–24
EL reclassification rate	27% Data Year: 2019-20 Data Source: DataQuest Annual RFEP Counts	4.3% Data Year: 2020-21 Data Source: DataQuest Annual Reclassification (RFEP) Counts and Rates			25% Data Year: 2022-23 Data Source: DataQuest Annual Reclassification RFEP Counts
% of English Learners improving on the ELPAC	64.3% Data Year: 2018-19 Data Source: ELPI Indicator	ELPI not provided for 2021 ELPAC Level 3 or 4: 78% Proficient: 50% Data Year: 2020-21 Data Source: DataQuest ELPAC Summative			55% Data Year: 2022-23 Data Source: DataQuest ELPAC Summative
% of teachers properly credentialed and appropriately assigned	85% fully credentialed 100% appropriately assigned Data Year: 2020-21 Data Source: Local Indicators	100% Data Year: 2021-22 Data Source: Local Indicators			100% Data Year: 2023-24 Data Source: Local Indicators

Metric	Baseline	Year 1 Outcome	Year 2 Outcome	Year 3 Outcome	Desired Outcome for 2023–24
% of students with access to their own copies of standards-aligned instructional materials for use at school and at home	100% Data Year: 2020-21 Data Source: Local Indicators	100% Data Year: 2021-22 Data Source: Local Indicators			100% Data Year: 2023-24 Data Source: Local Indicators
All adopted standards are implemented and students have access to and are enrolled in a broad course of study.	Met Data Year: 2020-21 Data Source: Local indicators	Met Data Year: 2021-22 Data Source: Local Indicators			Met Data Year: 2023-24 Data Source: Local Indicators

Actions

Action #	Title	Description	Total Funds	Contributing
1	High-Quality Instruction	Discovery will provide high-quality instruction to all students based on developmentally appropriate teaching methods that successfully integrate the whole child with respect to individual learning styles, developmental readiness, and rates of achievement.	\$ 1,868,253	N
2	Professional Development	Discovery will provide professional learning opportunities and resources for all staff to engage collectively in professional learning that enables them to effectively apply the learning in service of improved student outcomes and continuously improve their practice in service of students. Specific professional learning topics include: <ul style="list-style-type: none"> ● Math problem solving ● Tiered Interventions ● ELD ● SPED 	\$ 85,701	N

Action #	Title	Description	Total Funds	Contributing
		<ul style="list-style-type: none"> Assessments and Data Analysis <p>Teachers will also have teacher collaboration time and receive feedback from Directors to support their professional learning</p>		
3	Teacher Recruitment and Retention	<p>Discovery will continue to recruit fully credentialed, highly qualified teachers to provide the highest quality instruction to all of our students.</p> <ul style="list-style-type: none"> outreach and support (job fairs, marketing, credential analysis) Use of recruitment platforms that include social media 	\$2,100	N
4	Electives and Enrichment	<p>Discovery will provide enrichment opportunities and electives for all students to foster the development of well-rounded students.</p> <ul style="list-style-type: none"> Enrichments for K-5 (Art, gardening, cooking, foreign language) “Selectives” for 6-8 (changes, i.e. Boxing, Cross Training, Art, Drama, WoodShop, Coding, Cooking) 	\$ 25,510	N
5	Assessments	<p>Discovery will administer regular assessments to inform teaching and learning and to monitor student progress on grade-level content. Key within the assessment portfolio are periodic Math and English Language Arts (ELA) assessments administered at the beginning of the year and at specific checkpoints throughout. These ‘diagnostic screeners’ allow teachers to conduct more detailed analysis of individual student progress on identified learning standards. The results can inform lesson design, unit design, and, most importantly, identification of specific support needs for students.</p> <ul style="list-style-type: none"> Adopt assessment system based on CDE Verified Data list SRI (K-8) DRA (K-1) Twice yearly data analysis for current year and longitudinal reading and math benchmarks Data used to inform instruction and intervention 	\$8,477	N

Action #	Title	Description	Total Funds	Contributing
6	ELD	<p>English Learners receive integrated English Language Development (ELD). English Learners will receive designated instruction during core coursework. These short, more frequent lessons are provided to support English Learners with the language of the core lesson.</p> <ul style="list-style-type: none"> • ELPAC testing • EL progress monitoring 	\$ 17,851	Y
7	SPED	We will provide students with disabilities increased support in the general education classroom to ensure they can meet their IEP goals and grade level standards.	\$ 628,310	N
8	Interventions	<p>We will provide students targeted math and English Language Arts interventions based on the quarterly review of internal and CAASPP assessment data. The primary means of intervention will be the tiered instruction delivery. The strategies at each Tier of Instruction are:</p> <p>Tier 1: All students will receive standards-aligned instruction focused on priority standard clusters. This will allow for depth of instructional focus on the key skills and concepts that are most critical for the respective grade level/content area.</p> <p>Tier 2: Supports will be provided primarily through small-group instruction that is targeted to identified student needs. Teachers will engage in ongoing assessment of learning loss, and each student’s learning needs. This will enable them to schedule small group or individual sessions to provide additional support.</p> <p>Tier 3: Students who require support that is even more intensive will be provided one on one instruction through individual sessions.</p>	\$86,075	Y

Goal Analysis for 2021-22

An analysis of how this goal was carried out in the previous year.

A description of any substantive differences in planned actions and actual implementation of these actions.

Overall the actions designed to support achievement of the goal were implemented as planned, except for small group instruction, in person events and trips.

Successes with the action implementation process include the ability to implement the school's actions for goal 1 as outlined.

Some challenges with implementation this year were limits of COVID-19 pandemic - small group instruction, in person events and trips were all impacted by COVID-19. Additionally, learning loss has been impactful.

An explanation of material differences between Budgeted Expenditures and Estimated Actual Expenditures and/or Planned Percentages of Improved Services and Estimated Actual Percentages of Improved Services.

In 1.3, Teacher Recruitment and Retention, we spent more than budgeted due to additional recruitment costs for administrator openings. In 1.5, Assessment, we spent less than budgeted because we had budgeted for an additional assessment system but did not purchase one. In ELD, 1.6, we spent more than budgeted because we increased the staff time for aides. In Special Education, 1.7, we spent less than budgeted because we did not need to hire the additional resource staff and intervention specialist we had budgeted for.

An explanation of how effective the specific actions were in making progress toward the goal.

The teacher recruitment and retention actions were successful as measured by the percentage of teachers appropriately credentialed and assigned outcome. The high quality instruction and professional development actions were successful as evidenced by the outcomes for standards aligned instructional materials and adopted standards outcomes. The ELD action was successful as evidenced by the EL reclassification rate and ELPI indicator outcomes. The Special Education, Intervention and Assessment actions were successful as evidenced by our CAST and CAASPP outcomes.

A description of any changes made to the planned goal, metrics, desired outcomes, or actions for the coming year that resulted from reflections on prior practice.

The school is not making any changes to the planned goal, desired outcomes, or actions for the coming year based on the reflections on prior practice.

A report of the Total Estimated Actual Expenditures for last year's actions may be found in the Annual Update Table. A report of the Estimated Actual Percentages of Improved Services for last year's actions may be found in the Contributing Actions Annual Update Table.

Goal 2

Goal #	Description
2	Discovery develops students who are self-motivated, self-disciplined, and socially responsible.

An explanation of why the LEA has developed this goal.

While our daily attendance rate has remained high, we have students who struggle with chronic absenteeism, especially our low income students, English Learners, Black or African American students, and our Hispanic or Latinx students.

State priorities addressed by this goal: #5 Pupil Engagement (attendance, chronic absenteeism). #6 School Climate (suspensions, expulsions, survey data)

Measuring and Reporting Results

Metric	Baseline	Year 1 Outcome	Year 2 Outcome	Year 3 Outcome	Desired Outcome for 2023–24
Chronic Absence Rate for all students and all numerically significant subgroups	<p>All Students: 10%</p> <p>English Learners: 17.3%</p> <p>SED: 12.9%</p> <p>SWD: 8.3%</p> <p>Asian: 10.4%</p> <p>Black or African American: 18.2%</p> <p>Hispanic or Latinx: 18.1%</p> <p>Two or More Races: 7%</p> <p>White: 6.4%</p> <p>Data Year: 2018-19</p> <p>Data Source: DataQuest Chronic Absentee Count</p>	<p>0% for all students and all student groups</p> <p>Data Year: 2020-21 (distance learning)</p> <p>Data Source: DataQuest Chronic Absenteeism Rate</p>			<p>All Students: <7%</p> <p>English Learners: <10%</p> <p>SED: <10%</p> <p>SWD: <5%</p> <p>Asian: <5%</p> <p>Black or African American: <10%</p> <p>Hispanic or Latinx: <10%</p> <p>Two or More Races: <5%</p> <p>White: <5%</p> <p>Data Year: 2022-23</p> <p>Data Source: DataQuest Chronic Absentee Count</p>
Attendance Rate	<p>97.5%</p> <p>Data Year: 2020 - through April</p> <p>Data Source: SIS</p>	<p>97.6%</p> <p>Data Year: 2020-21</p> <p>Data Source: P-2 Report</p>			<p>>96%</p> <p>Data Year: 22-23</p> <p>Data Source: P-2 Report</p>

Metric	Baseline	Year 1 Outcome	Year 2 Outcome	Year 3 Outcome	Desired Outcome for 2023–24
Suspension Rate for all students and all numerically significant subgroups	<p>All Students: .2%</p> <p>English Learners: 0%</p> <p>SED: 1.4%</p> <p>SWD: 1%</p> <p>Asian: 0%</p> <p>Black or African American: 0%</p> <p>Hispanic or Latinx: .7%</p> <p>Two or More Races: 0%</p> <p>White: 0%</p> <p>Data Year: 2019-20</p> <p>Data Source: DataQuest Suspension Count</p>	<p>All Students: 0.2%</p> <p>English Learners: 0%</p> <p>SED: 1.4%</p> <p>SWD: 1.1%</p> <p>Asian: 0%</p> <p>Black/African American: 0%</p> <p>Hispanic/Latinx: 0%</p> <p>Two or More Races: 0%</p> <p>White: 0.5%</p> <p>Data Year: 2020-21 (distance learning)</p> <p>Data Source: DataQuest Suspension Rate</p>			<p><1%</p> <p>Data Year: 2022-23</p> <p>Data Source: DataQuest Suspension Rate</p>
Expulsion Rate for all students and all numerically significant subgroups	<p>0%</p> <p>Data Year: 2019-20</p> <p>Data Source: DataQuest Expulsion Count</p>	<p>0% for all students and all student groups</p> <p>Data Year: 2020-21 (distance learning)</p> <p>Data Source: DataQuest Expulsion Rate</p>			<p>0% for all students and all student groups</p> <p>Data Year: 2022-23</p> <p>Data Source: DataQuest Expulsion Rate</p>

Metric	Baseline	Year 1 Outcome	Year 2 Outcome	Year 3 Outcome	Desired Outcome for 2023–24
Pupil, parent, & teacher survey: % of respondents who feel safe at school and feel connected to school	Pupil: 90% Parent: 76% Teacher 90% Data Year: 2020-21 Data Source: Local indicators	Pupil: 90% Parent: 80 % Teacher 90% Data Year: 2021-22 Data Source: Local indicators			Pupil: 90% Parent: 90% Teacher 95% Data Year: 2023-24 Data Source: Local indicators
Facilities meet the “good repair” standard	Met Data Year: 2020-21 Data Source: Local indicators	Met Data Year: 2021-22 Data Source: Local indicators			Met Data Year: 2023-24 Data Source: Local indicators

Actions

Action #	Title	Description	Total Funds	Contributing
1	School Counselor	Our School Counselor will provide professional development to all staff and provide parent education sessions to support the mental health and social and emotional well-being of all students. The School Counselor will also provide school-based counseling to individual students based on identified needs.	\$ 109,440	N
2	Attendance Initiatives	<p>Tiered Reengagement Tiered re-engagement strategies for unengaged students are organized within a Multi-Tiered System of Supports (MTSS) framework:</p> <p>Tier 1: Students attending school regularly (%TBD)</p> <ul style="list-style-type: none"> Positive relationships, engaging school climate, clear and consistent communication between school and families 	\$ 40,471	Y

Action #	Title	Description	Total Funds	Contributing
		<p>Tier 2: Students who attend/engage moderately (%TBD)</p> <ul style="list-style-type: none"> • Phone calls home, informational emails • Referral to Counselor <p>Tier 3: Students who attend 40% of the time or less</p> <ul style="list-style-type: none"> • Action Plan created with student and family • School Attendance Review Board (SARB) meeting <p>Tier 4: Unreachable students: No contact or engagement</p> <ul style="list-style-type: none"> • Home visits • Referral to outside agencies <p>To support implementation of the above strategies, the school Administrator will conduct weekly data reviews, student level case management, and data-based planning to address identified issues. Data review is supported by PowerSchool, a tool that generates real-time student data to inform targeted intervention and daily practices. The data helps sites identify students who exhibit attendance, behavior, or course performance that puts them at risk of falling behind.</p>		
3	Positive Discipline	<p>Positive Discipline Approach (admin, external trainer, stipend for parents to train parents)</p> <ul style="list-style-type: none"> • Training for Staff and Families • Problem Solving and Conflict Resolution • Curriculum implemented by classroom teachers • Recess/playground component 	\$ 71,041	N
4	SEL	<p>To effectively support the social and emotional well-being of students and staff during the school year, Social Emotional Learning (SEL) lessons are developed by our teachers and implemented at all grade levels. Resources are provided to support families in fostering their</p>	\$ 256,719	N

Action #	Title	Description	Total Funds	Contributing
		child's social and emotional well-being. Additionally, since cyberbullying is a continuing concern, we train students, staff, and parents on internet safety.		
5	Foster Youth and Homeless Youth Services	<p>Homeless Youth supports include:</p> <ul style="list-style-type: none"> • Coordination & communication with shelters and homeless agencies to engage students and expand awareness. • Contact with parents/students to assess needs including access to devices and connectivity. Provide technology as needed. • Communication with teachers & parents/students to locate 'missing' students or students who are not engaged in distance learning, and identification of special needs or services • Coordination with parents/students & schools as necessary for optional delivery of assignment materials and school supplies. • Provision of community resource information for parents/students, such as shelter, housing, food, clothing, health, COVID resources, etc. Referral of parents/students to appropriate community agencies and/or district departments/services when educational, health, or welfare needs are identified. <p>Foster Youth supports include:</p> <ul style="list-style-type: none"> • Check-ins with students and foster parents via phone, zoom, and e-mail. • Monitoring of attendance/engagement and communication with teachers and administrators when needed. • Referrals to both district and community agencies for additional support/resources as needed. 	\$4,500	Y

Action #	Title	Description	Total Funds	Contributing
6	Health and Safety	<p>We will provide a clean, safe campus for our students by continuing the following actions.</p> <ul style="list-style-type: none"> ● Regular Cleaning and Sanitizing ● Health Screenings ● Facilities Maintenance ● Annual Safety Plan updates and trainings 	\$ 1,394,129	N

Goal Analysis for 2021-22

An analysis of how this goal was carried out in the previous year.

A description of any substantive differences in planned actions and actual implementation of these actions.

Overall the actions designed to support achievement of the goal were implemented as planned, except for requirements from COVID-19 health and safety protocols that were unforeseen or limitations (no in person gatherings greater than allowable limit, limited travel). Additionally the school decided to hire a full time school psychologist in addition to a counselor.

Successes with the action implementation process include strong numbers for suspensions and expulsions, limited COVID-19 positive cases. The additional support for school counselor action allowed for more students to receive additional supports.

Some challenges with implementation this year were limitations placed on crowd sizes and travel which inhibited trips and events. Additionally, COVID-19 requirements for quarantine impacted attendance and chronic absenteeism rates.

An explanation of material differences between Budgeted Expenditures and Estimated Actual Expenditures and/or Planned Percentages of Improved Services and Estimated Actual Percentages of Improved Services.

In Attendance Initiatives, 2.2, we spent less than budgeted because we had a clerk leave before the year ended and were not able to fill the position by year's end. In Social Emotional Learning, 2.4, we spent less than budgeted because we had some open teachers positions for periods of time throughout the year.

An explanation of how effective the specific actions were in making progress toward the goal.

The Health & Safety action was successful as evidenced by our FIT report outcome. The School Counselor, Positive Discipline, SEL and Foster / Homeless Youth actions were successful as measured by our suspension and expulsion rates. The Attendance Initiatives action was successful as evidenced by our ADA and Chronic Absenteeism outcomes.

A description of any changes made to the planned goal, metrics, desired outcomes, or actions for the coming year that resulted from reflections on prior practice.

The school is not making any changes to the planned goal, desired outcomes, or actions for the coming year based on the reflections on prior practice.

A report of the Total Estimated Actual Expenditures for last year's actions may be found in the Annual Update Table. A report of the Estimated Actual Percentages of Improved Services for last year's actions may be found in the Contributing Actions Annual Update Table.

Goal 3

Goal #	Description
3	Discovery ensures that parents can become involved in our school community in ways which reflect their own skills, interest, talents, and time; as well as, taking into consideration classroom/program needs and the constraints of family, work, and other commitments outside of school.

An explanation of why the LEA has developed this goal.

The research indicates that parents who are involved in their child’s education provide numerous benefits to their own children and the wealth of skills, interests, talents, and resources they bring benefits the entire school community.

State priorities met by this goal: #3 Parent engagement (input into decision making). #6 School climate (survey responses).

Measuring and Reporting Results

Metric	Baseline	Year 1 Outcome	Year 2 Outcome	Year 3 Outcome	Desired Outcome for 2023–24
% of parents attending parent-teacher conferences, school workshops, or other school-wide family events.	90% Data Year: 2020-21 Data Source: Local indicators	70% Data year: 2021-22 Data Source: Local indicators			95% Data year: 2023-24 Data Source: Local indicators
Measure of parental input in decision-making, including sub-group populations	70% Data Year: 2020-21 Data Source: Local indicators	80% Data year: 2021-22 Data Source: Local indicators			85% Data year: 2023-24 Data Source: Local indicators
Parent volunteer commitments met	60% Data Year: 2020-21 Data Source: Local indicators	65% Data year: 2021-22 Data Source: Local indicators			85% Data year: 2023-24 Data Source: Local indicators

Actions

Action #	Title	Description	Total Funds	Contributing
1	Parent Education	<p>Provide parent education opportunities to provide parents with opportunities to obtain parenting skills, training specific to their classroom needs, and helping them become effective community members.</p> <ul style="list-style-type: none"> ● Positive Discipline ● Conflict Resolution, Bullying Awareness, Digital and Social Media ● Parent Academy: teachers train parents to support in the classroom ● monthly teacher-led class meetings 	\$ 70,224	Y
2	Family Communication	<p>We will utilize a variety of family communication tools to ensure all families are informed about what is happening at school.</p> <ul style="list-style-type: none"> ● Groups IO ● Weekly Newsletters ● Classroom weekly communication 	\$0	N
3	Program Site Council (PSC)	<p>Program Site Council (PSC)</p> <ul style="list-style-type: none"> ● provides skills and encouragement for parents to take on leadership roles within their school communities. ● meets monthly, admin attends 	\$0	N
4	Parent/Teacher/Student Conferences	<p>Parent/Teacher/Student Conferences (time only)</p> <ul style="list-style-type: none"> ● Fall Goal Setting ● Student-led Conferences (spring) 	\$0	N
5	Community Building	<p>Community Building</p> <ul style="list-style-type: none"> ● Fall Festival ● Auction ● Family Dance ● Restaurant Nights ● Principal Breakfasts (Muffins with Miki and Donuts with Debby) ● Bingo Nights, other game nights ● Assemblies ● Family Camp-outs, movie nights 	\$9,583	N

Action #	Title	Description	Total Funds	Contributing
		<ul style="list-style-type: none"> Partnerships and Sponsorships from community businesses and agencies 		
6	Student Recruitment	Student Recruitment <ul style="list-style-type: none"> outreach to local preschools advertising and networking 	\$13,100	N

Goal Analysis for 2021-22

An analysis of how this goal was carried out in the previous year.

A description of any substantive differences in planned actions and actual implementation of these actions.

Overall the actions designed to support achievement of the goal were implemented as planned, except for requirements from COVID-19 health and safety protocols that were unforeseen or limitations (no in person gatherings greater than allowable limit, limited travel).
 Successes with the action implementation process include maintaining regular and consistent family engagement.
 Some challenges with implementation this year were limited in person events and travel for conferences.

An explanation of material differences between Budgeted Expenditures and Estimated Actual Expenditures and/or Planned Percentages of Improved Services and Estimated Actual Percentages of Improved Services.

In Student Recruitment, 3.6, we spent less than budgeted because recruitment efforts cost less than anticipated.

An explanation of how effective the specific actions were in making progress toward the goal.

The Parent Communication, Community Building and Parent/Student/Teacher Conferences actions were successful as evidenced by our turn out rates for parent - teacher conferences. Program Site Council and Student Recruitment / Retention actions were successful as measured by our parental decision making indicator.

A description of any changes made to the planned goal, metrics, desired outcomes, or actions for the coming year that resulted from reflections on prior practice.

The school is not making any changes to the planned goal, desired outcomes, or actions for the coming year based on the reflections on prior practice.

A report of the Total Estimated Actual Expenditures for last year's actions may be found in the Annual Update Table. A report of the Estimated Actual Percentages of Improved Services for last year's actions may be found in the Contributing Actions Annual Update Table.

Increased or Improved Services for Foster Youth, English Learners, and Low-Income Students for 2022-23

Projected LCFF Supplemental and/or Concentration Grants	Projected Additional LCFF Concentration Grant (15 percent)
\$166,234	N/A

Required Percentage to Increase or Improve Services for the LCAP Year

Projected Percentage to Increase or Improve Services for the Coming School Year	LCFF Carryover — Percentage	LCFF Carryover — Dollar	Total Percentage to Increase or Improve Services for the Coming School Year
3.41%	0%	\$0	3.41%

The Budgeted Expenditures for Actions identified as Contributing may be found in the Contributing Actions Table.

Required Descriptions

For each action being provided to an entire school, or across the entire school district or county office of education (COE), an explanation of (1) how the needs of foster youth, English learners, and low-income students were considered first, and (2) how these actions are effective in meeting the goals for these students.

A- Academic Growth and Achievement

Needs, Conditions, Circumstances

In reviewing the 2019 ELA and Math performance of our English Learners and Socioeconomically Disadvantaged students, we find both groups are performing at least 45 points lower than our overall student population, and at the English Learner Progress Level of 2, with 64.3% making progress towards English language proficiency. Our reclassification rate for 2019-20 was 27%. It was 4.3% in 20-21.

Actions

Based on a review of data, we have designed the 21-24 LCAP to implement strategies that effectively address learning gaps where needed while promoting rigorous grade level instruction. We have selected a variety of curricular and instructional resources that allow students to learn and practice both at grade level and with personalized content to fill gaps and advance skills, supported by a robust program of professional development. We have also designed a targeted tiered math and ELA intervention support program to address student needs based on quarterly internal assessment data and annual CAASPP scores. The academic intervention program is built upon a foundation of

high quality assessment data and supported by a data team for analysis and implementation. We have designed a comprehensive program of English Language Development to ensure that our English Learners become proficient and are able to reclassify at high rates.

English Language Development

Intervention

Expected Outcomes

By implementing the identified actions, we will ensure steady growth in our academic outcomes, such as SBAC ELA and Math, English Learner Progress, Reclassification rates. Current targets aim for at least approximately 20 points growth within the next three years for both ELA and Math (see expected outcomes in Goal 1), and 10 points' growth in the English Learner Progress Indicator and to maintain our reclassification rate at or above 25%. We plan to use internal assessment data to gauge progress throughout the year.

B- Climate and Culture

Needs, Conditions, Circumstances

In 2019, our Socioeconomically disadvantaged students had a suspension rate in the Orange level, with English Learners at the Blue level. In 2019-20, suspensions decreased to .2% overall. It was .2% overall again in 2021, with 1.4% for Socioeconomically disadvantaged students and 0% for English learners. In 2019, our Socioeconomically disadvantaged students had a Chronic Absence rate in the Yellow level, with English Learners at the Orange level. Chronic Absence was 0% for 20-21. 90% of our students feel safe and connected to the school (2021 Survey).

Actions

Based on the data, we have designed the 2021-24 LCAP to implement strategies that effectively improve school culture. Key components of these additional efforts include actions to support regular attendance with our tiered re-engagement process. We also have designated a staff member to provide specific support for our Foster and Homeless Youth to ensure they have the materials and resources they need to regularly attend and succeed.

Attendance Initiatives

Foster and Homeless Youth Services

Expected Outcomes

By implementing strategic actions in support of culture and climate, we hope to achieve our goals in academic growth and achievement, described above, and to maintain a low suspension rate and positive indicators that students feel safe and connected to the Discovery Charter School community. We will also measure progress toward high attendance, and low chronic absenteeism (see above).

C- Family Engagement

Needs, Conditions, Circumstances

In order to achieve our academic growth and achievement goals, we know that parents are critical partners in the endeavor. We know that parents of our socioeconomically disadvantaged students may benefit from additional opportunities that increase their ability to support their students' learning, to advocate for their needs and prepare to successfully navigate the systems in high school and college. Parents of English Learners benefit from additional outreach to support their students in English Language Development. We also know that in order to be successful, we need to provide additional communication, in languages other than English where needed, and that the school needs continual parent input to inform plans.

Actions

Parent Education

Expected Outcomes

By implementing a comprehensive Family Engagement program, we hope to achieve our goals in academic growth and achievement, described above. We also believe this work will support us in achieving our goals in climate and culture, described in the plan and above. We will measure progress in our family engagement efforts by specific indicators around parent perceptions of their opportunities for input, connectedness to school, and participation in various events and opportunities.

A description of how services for foster youth, English learners, and low-income students are being increased or improved by the percentage required.

The additional aides support for ELD increases the amount of support English learners receive for English Language Development. Intervention support increases the staffing available for direct student support and data analysis and intervention planning. Attendance initiatives increase the staffing and tools available to monitor attendance and conduct outreach to ensure high attendance for students. Time and resources devoted to Social Emotional Learning. Foster and Homeless Youth Services increase the staff time available for monitoring and supporting the needs of our Foster and Homeless students. Parent Education increases the staff time available to plan and implement parent education opportunities, including running our Parent Academy and bringing in outside speakers to enrich the program. Family communication tools are used to increase the quality and ease of family-school communication in support of the family-school partnership.

English Language Development with an expenditure of \$17,851 represents a 0.37% increase in services. Intervention with an expenditure of \$86,075, represents a 1.76% increase in services. Attendance initiatives with an expenditure of \$40,471, represents a 0.83% increase in services. Foster Youth and Homeless Youth Services with an expenditure of \$4,500 represents a 0.09% increase in services. Parent Education with an expenditure of \$68,224, represents a 1.40% increase in services. By implementing these actions, Discovery is increasing services for foster youth, English learners, and low income students by at least 3.41%.

A description of the plan for how the additional concentration grant add-on funding identified above will be used to increase the number of staff providing direct services to students at schools that have a high concentration (above 55 percent) of foster youth, English learners, and low-income students, as applicable.

Discovery Charter School II - Falcon campus is a single school LEA with a less than 55% unduplicated pupil population that does not receive the additional concentration grant add-on funding.

Staff-to-student ratios by type of school and concentration of unduplicated students	Schools with a student concentration of 55 percent or less	Schools with a student concentration of greater than 55 percent
Staff-to-student ratio of classified staff providing direct services to students	1:40	N/A
Staff-to-student ratio of certificated staff providing direct services to students	1:25	N/A

Instructions

[Plan Summary](#)

[Engaging Educational Partners](#)

[Goals and Actions](#)

[Increased or Improved Services for Foster Youth, English Learners, and Low-Income Students](#)

For additional questions or technical assistance related to the completion of the Local Control and Accountability Plan (LCAP) template, please contact the local county office of education (COE), or the California Department of Education's (CDE's) Local Agency Systems Support Office, by phone at 916-319-0809 or by email at lcff@cde.ca.gov.

Introduction and Instructions

The Local Control Funding Formula (LCFF) requires local educational agencies (LEAs) to engage their local educational partners in an annual planning process to evaluate their progress within eight state priority areas encompassing all statutory metrics (COEs have 10 state priorities). LEAs document the results of this planning process in the LCAP using the template adopted by the State Board of Education.

The LCAP development process serves three distinct, but related functions:

- **Comprehensive Strategic Planning:** The process of developing and annually updating the LCAP supports comprehensive strategic planning (California *Education Code* [EC] Section 52064[e][1]). Strategic planning that is comprehensive connects budgetary decisions to teaching and learning performance data. LEAs should continually evaluate the hard choices they make about the use of limited resources to meet student and community needs to ensure opportunities and outcomes are improved for all students.
- **Meaningful Engagement of Educational Partners:** The LCAP development process should result in an LCAP that reflects decisions made through meaningful engagement (EC Section 52064[e][1]). Local educational partners possess valuable perspectives and insights about an LEA's programs and services. Effective strategic planning will incorporate these perspectives and insights in order to identify potential goals and actions to be included in the LCAP.
- **Accountability and Compliance:** The LCAP serves an important accountability function because aspects of the LCAP template require LEAs to show that they have complied with various requirements specified in the LCFF statutes and regulations, most notably:
 - Demonstrating that LEAs are increasing or improving services for foster youth, English learners, and low-income students in proportion to the amount of additional funding those students generate under LCFF (EC Section 52064[b][4-6]).

- o Establishing goals, supported by actions and related expenditures, that address the statutory priority areas and statutory metrics (*EC* sections 52064[b][1] and [2]).
- o Annually reviewing and updating the LCAP to reflect progress toward the goals (*EC* Section 52064[b][7]).

The LCAP template, like each LEA’s final adopted LCAP, is a document, not a process. LEAs must use the template to memorialize the outcome of their LCAP development process, which should: (a) reflect comprehensive strategic planning (b) through meaningful engagement with educational partners that (c) meets legal requirements, as reflected in the final adopted LCAP. The sections included within the LCAP template do not and cannot reflect the full development process, just as the LCAP template itself is not intended as a tool for engaging educational partners.

If a county superintendent of schools has jurisdiction over a single school district, the county board of education and the governing board of the school district may adopt and file for review and approval a single LCAP consistent with the requirements in *EC* sections 52060, 52062, 52066, 52068, and 52070. The LCAP must clearly articulate to which entity’s budget (school district or county superintendent of schools) all budgeted and actual expenditures are aligned.

The revised LCAP template for the 2021–22, 2022–23, and 2023–24 school years reflects statutory changes made through Assembly Bill 1840 (Committee on Budget), Chapter 243, Statutes of 2018. These statutory changes enhance transparency regarding expenditures on actions included in the LCAP, including actions that contribute to meeting the requirement to increase or improve services for foster youth, English learners, and low-income students, and to streamline the information presented within the LCAP to make adopted LCAPs more accessible for educational partners and the public.

At its most basic, the adopted LCAP should attempt to distill not just what the LEA is doing for students in transitional kindergarten through grade twelve (TK–12), but also allow educational partners to understand why, and whether those strategies are leading to improved opportunities and outcomes for students. LEAs are strongly encouraged to use language and a level of detail in their adopted LCAPs intended to be meaningful and accessible for the LEA’s diverse educational partners and the broader public.

In developing and finalizing the LCAP for adoption, LEAs are encouraged to keep the following overarching frame at the forefront of the strategic planning and educational partner engagement functions:

Given present performance across the state priorities and on indicators in the California School Dashboard (Dashboard), how is the LEA using its budgetary resources to respond to TK–12 student and community needs, and address any performance gaps, including by meeting its obligation to increase or improve services for foster youth, English learners, and low-income students?

LEAs are encouraged to focus on a set of metrics and actions that the LEA believes, based on input gathered from educational partners, research, and experience, will have the biggest impact on behalf of its TK–12 students.

These instructions address the requirements for each section of the LCAP, but may include information about effective practices when developing the LCAP and completing the LCAP itself. Additionally, information is included at the beginning of each section emphasizing the purpose that each section serves.

Plan Summary

Purpose

A well-developed Plan Summary section provides a meaningful context for the LCAP. This section provides information about an LEA's community as well as relevant information about student needs and performance. In order to provide a meaningful context for the rest of the LCAP, the content of this section should be clearly and meaningfully related to the content included in the subsequent sections of the LCAP.

Requirements and Instructions

General Information – Briefly describe the LEA, its schools, and its students in grades TK–12, as applicable to the LEA. For example, information about an LEA in terms of geography, enrollment, or employment, the number and size of specific schools, recent community challenges, and other such information as an LEA wishes to include can enable a reader to more fully understand an LEA's LCAP.

Reflections: Successes – Based on a review of performance on the state indicators and local performance indicators included in the Dashboard, progress toward LCAP goals, local self-assessment tools, input from educational partners, and any other information, what progress is the LEA most proud of and how does the LEA plan to maintain or build upon that success? This may include identifying specific examples of how past increases or improvements in services for foster youth, English learners, and low-income students have led to improved performance for these students.

Reflections: Identified Need – Referring to the Dashboard, identify: (a) any state indicator for which overall performance was in the “Red” or “Orange” performance category or any local indicator where the LEA received a “Not Met” or “Not Met for Two or More Years” rating AND (b) any state indicator for which performance for any student group was two or more performance levels below the “all student” performance. What steps is the LEA planning to take to address these areas of low performance and performance gaps? An LEA that is required to include a goal to address one or more consistently low-performing student groups or low-performing schools must identify that it is required to include this goal and must also identify the applicable student group(s) and/or school(s). Other needs may be identified using locally collected data including data collected to inform the self-reflection tools and reporting local indicators on the Dashboard.

LCAP Highlights – Identify and briefly summarize the key features of this year's LCAP.

Comprehensive Support and Improvement – An LEA with a school or schools identified for comprehensive support and improvement (CSI) under the Every Student Succeeds Act must respond to the following prompts:

- **Schools Identified:** Identify the schools within the LEA that have been identified for CSI.
- **Support for Identified Schools:** Describe how the LEA has or will support the identified schools in developing CSI plans that included a school-level needs assessment, evidence-based interventions, and the identification of any resource inequities to be addressed through the implementation of the CSI plan.
- **Monitoring and Evaluating Effectiveness:** Describe how the LEA will monitor and evaluate the implementation and effectiveness of the CSI plan to support student and school improvement.

Engaging Educational Partners

Purpose

Significant and purposeful engagement of parents, students, educators, and other educational partners, including those representing the student groups identified by LCFF, is critical to the development of the LCAP and the budget process. Consistent with statute, such engagement should support comprehensive strategic planning, accountability, and improvement across the state priorities and locally identified priorities (*EC* Section 52064[e][1]). Engagement of educational partners is an ongoing, annual process.

This section is designed to reflect how the engagement of educational partners influenced the decisions reflected in the adopted LCAP. The goal is to allow educational partners that participated in the LCAP development process and the broader public understand how the LEA engaged educational partners and the impact of that engagement. LEAs are encouraged to keep this goal in the forefront when completing this section.

Statute and regulations specify the educational partners that school districts and COEs must consult when developing the LCAP: teachers, principals, administrators, other school personnel, local bargaining units of the LEA, parents, and students. Before adopting the LCAP, school districts and COEs must share it with the Parent Advisory Committee and, if applicable, to its English Learner Parent Advisory Committee. The superintendent is required by statute to respond in writing to the comments received from these committees. School districts and COEs must also consult with the special education local plan area administrator(s) when developing the LCAP.

Statute requires charter schools to consult with teachers, principals, administrators, other school personnel, parents, and students in developing the LCAP. The LCAP should also be shared with, and LEAs should request input from, schoolsite-level advisory groups, as applicable (e.g., schoolsite councils, English Learner Advisory Councils, student advisory groups, etc.), to facilitate alignment between schoolsite and district-level goals and actions.

Information and resources that support effective engagement, define student consultation, and provide the requirements for advisory group composition, can be found under Resources on the following web page of the CDE's website: <https://www.cde.ca.gov/re/lc/>.

Requirements and Instructions

Below is an excerpt from the 2018–19 *Guide for Annual Audits of K–12 Local Education Agencies and State Compliance Reporting*, which is provided to highlight the legal requirements for engagement of educational partners in the LCAP development process:

Local Control and Accountability Plan:

For county offices of education and school districts only, verify the LEA:

- a) Presented the local control and accountability plan to the parent advisory committee in accordance with Education Code section 52062(a)(1) or 52068(a)(1), as appropriate.
- b) If applicable, presented the local control and accountability plan to the English learner parent advisory committee, in accordance with Education Code section 52062(a)(2) or 52068(a)(2), as appropriate.
- c) Notified members of the public of the opportunity to submit comments regarding specific actions and expenditures proposed to be included in the local control and accountability plan in accordance with Education Code section 52062(a)(3) or 52068(a)(3), as appropriate.
- d) Held at least one public hearing in accordance with Education Code section 52062(b)(1) or 52068(b)(1), as appropriate.
- e) Adopted the local control and accountability plan in a public meeting in accordance with Education Code section 52062(b)(2) or 52068(b)(2), as appropriate.

Prompt 1: “A summary of the process used to engage educational partners and how this engagement was considered before finalizing the LCAP.”

Describe the engagement process used by the LEA to involve educational partners in the development of the LCAP, including, at a minimum, describing how the LEA met its obligation to consult with all statutorily required educational partners as applicable to the type of LEA. A sufficient response to this prompt must include general information about the timeline of the process and meetings or other engagement strategies with educational partners. A response may also include information about an LEA’s philosophical approach to engaging its educational partners.

Prompt 2: “A summary of the feedback provided by specific educational partners.”

Describe and summarize the feedback provided by specific educational partners. A sufficient response to this prompt will indicate ideas, trends, or inputs that emerged from an analysis of the feedback received from educational partners.

Prompt 3: “A description of the aspects of the LCAP that were influenced by specific input from educational partners.”

A sufficient response to this prompt will provide educational partners and the public with clear, specific information about how the engagement process influenced the development of the LCAP. The response must describe aspects of the LCAP that were influenced by or developed in response to the educational partner feedback described in response to Prompt 2. This may include a description of how the LEA prioritized requests of educational partners within the context of the budgetary resources available or otherwise prioritized areas of focus within the LCAP. For the purposes of this prompt, “aspects” of an LCAP that may have been influenced by educational partner input can include, but are not necessarily limited to:

- Inclusion of a goal or decision to pursue a Focus Goal (as described below)
- Inclusion of metrics other than the statutorily required metrics
- Determination of the desired outcome on one or more metrics
- Inclusion of performance by one or more student groups in the Measuring and Reporting Results subsection
- Inclusion of action(s) or a group of actions
- Elimination of action(s) or group of actions
- Changes to the level of proposed expenditures for one or more actions
- Inclusion of action(s) as contributing to increased or improved services for unduplicated students
- Determination of effectiveness of the specific actions to achieve the goal
- Determination of material differences in expenditures
- Determination of changes made to a goal for the ensuing LCAP year based on the annual update process
- Determination of challenges or successes in the implementation of actions

Goals and Actions

Purpose

Well-developed goals will clearly communicate to educational partners what the LEA plans to accomplish, what the LEA plans to do in order to accomplish the goal, and how the LEA will know when it has accomplished the goal. A goal statement, associated metrics and expected outcomes, and the actions included in the goal should be in alignment. The explanation for why the LEA included a goal is an opportunity for LEAs to clearly communicate to educational partners and the public why, among the various strengths and areas for improvement highlighted by performance data and strategies and actions that could be pursued, the LEA decided to pursue this goal, and the related metrics, expected outcomes, actions, and expenditures.

A well-developed goal can be focused on the performance relative to a metric or metrics for all students, a specific student group(s), narrowing performance gaps, or implementing programs or strategies expected to impact outcomes. LEAs should assess the performance of their student groups when developing goals and the related actions to achieve such goals.

Requirements and Instructions

LEAs should prioritize the goals, specific actions, and related expenditures included within the LCAP within one or more state priorities. LEAs should consider performance on the state and local indicators, including their locally collected and reported data for the local indicators that are included in the Dashboard in determining whether and how to prioritize its goals within the LCAP.

In order to support prioritization of goals, the LCAP template provides LEAs with the option of developing three different kinds of goals:

- **Focus Goal:** A Focus Goal is relatively more concentrated in scope and may focus on a fewer number of metrics to measure improvement. A Focus Goal statement will be time bound and make clear how the goal is to be measured.
- **Broad Goal:** A Broad Goal is relatively less concentrated in its scope and may focus on improving performance across a wide range of metrics.
- **Maintenance of Progress Goal:** A Maintenance of Progress Goal includes actions that may be ongoing without significant changes and allows an LEA to track performance on any metrics not addressed in the other goals of the LCAP.

At a minimum, the LCAP must address all LCFF priorities and associated metrics.

Focus Goal(s)

Goal Description: The description provided for a Focus Goal must be specific, measurable, and time bound. An LEA develops a Focus Goal to address areas of need that may require or benefit from a more specific and data intensive approach. The Focus Goal can explicitly reference the metric(s) by which achievement of the goal will be measured and the time frame according to which the LEA expects to achieve the goal.

Explanation of why the LEA has developed this goal: Explain why the LEA has chosen to prioritize this goal. An explanation must be based on Dashboard data or other locally collected data. LEAs must describe how the LEA identified this goal for focused attention, including relevant consultation with educational partners. LEAs are encouraged to promote transparency and understanding around the decision to pursue a focus goal.

Broad Goal

Goal Description: Describe what the LEA plans to achieve through the actions included in the goal. The description of a broad goal will be clearly aligned with the expected measurable outcomes included for the goal. The goal description organizes the actions and expected outcomes in a cohesive and consistent manner. A goal description is specific enough to be measurable in either quantitative or qualitative terms. A broad goal is not as specific as a focus goal. While it is specific enough to be measurable, there are many different metrics for measuring progress toward the goal.

Explanation of why the LEA has developed this goal: Explain why the LEA developed this goal and how the actions and metrics grouped together will help achieve the goal.

Maintenance of Progress Goal

Goal Description: Describe how the LEA intends to maintain the progress made in the LCFF State Priorities not addressed by the other goals in the LCAP. Use this type of goal to address the state priorities and applicable metrics not addressed within the other goals in the LCAP. The state priorities and metrics to be addressed in this section are those for which the LEA, in consultation with educational partners, has determined to maintain actions and monitor progress while focusing implementation efforts on the actions covered by other goals in the LCAP.

Explanation of why the LEA has developed this goal: Explain how the actions will sustain the progress exemplified by the related metrics.

Required Goals

In general, LEAs have flexibility in determining what goals to include in the LCAP and what those goals will address; however, beginning with the development of the 2022–23 LCAP, LEAs that meet certain criteria are required to include a specific goal in their LCAP.

Consistently low-performing student group(s) criteria: An LEA is eligible for Differentiated Assistance for three or more consecutive years based on the performance of the same student group or groups in the Dashboard. A list of the LEAs required to include a goal in the LCAP based on student group performance, and the student group(s) that lead to identification, may be found on the CDE’s Local Control Funding Formula web page at <https://www.cde.ca.gov/fg/aa/lc/>.

- **Consistently low-performing student group(s) goal requirement:** An LEA meeting the consistently low-performing student group(s) criteria must include a goal in its LCAP focused on improving the performance of the student group or groups that led to the LEA’s eligibility for Differentiated Assistance. This goal must include metrics, outcomes, actions, and expenditures specific to addressing the needs of, and improving outcomes for, this student group or groups. An LEA required to address multiple student groups is not required to have a goal to address each student group; however, each student group must be specifically addressed in the goal. This requirement may not be met by combining this required goal with another goal.
- **Goal Description:** Describe the outcomes the LEA plans to achieve to address the needs of, and improve outcomes for, the student group or groups that led to the LEA’s eligibility for Differentiated Assistance.
- **Explanation of why the LEA has developed this goal:** Explain why the LEA is required to develop this goal, including identifying the student group(s) that lead to the LEA being required to develop this goal, how the actions and associated metrics included in this goal differ from previous efforts to improve outcomes for the student group(s), and why the LEA believes the actions, metrics, and expenditures included in this goal will help achieve the outcomes identified in the goal description.

Low-performing school(s) criteria: The following criteria only applies to a school district or COE with two or more schools; it does not apply to a single-school district. A school district or COE has one or more schools that, for two consecutive years, received the two lowest performance levels on all but one of the state indicators for which the school(s) receive performance levels in the Dashboard and the performance of the “All Students” student group for the LEA is at least one performance level higher in all of those indicators. A list of the LEAs required to include a goal in the LCAP based on school performance, and the school(s) that lead to identification, may be found on the CDE’s Local Control Funding Formula web page at <https://www.cde.ca.gov/fg/aa/lc/>.

- **Low-performing school(s) goal requirement:** A school district or COE meeting the low-performing school(s) criteria must include a goal in its LCAP focusing on addressing the disparities in performance between the school(s) and the LEA as a whole. This goal must include metrics, outcomes, actions, and expenditures specific to addressing the needs of, and improving outcomes for, the students enrolled at the low-performing school or schools. An LEA required to address multiple schools is not required to have a goal to address each school; however, each school must be specifically addressed in the goal. This requirement may not be met by combining this goal with another goal.
- **Goal Description:** Describe what outcomes the LEA plans to achieve to address the disparities in performance between the students enrolled at the low-performing school(s) and the students enrolled at the LEA as a whole.
- **Explanation of why the LEA has developed this goal:** Explain why the LEA is required to develop this goal, including identifying the schools(s) that lead to the LEA being required to develop this goal; how the actions and associated metrics included in this goal differ from previous efforts to improve outcomes for the school(s); and why the LEA believes the actions, metrics, and expenditures included in this goal will help achieve the outcomes for students enrolled at the low-performing school or schools identified in the goal description.

Measuring and Reporting Results:

For each LCAP year, identify the metric(s) that the LEA will use to track progress toward the expected outcomes. LEAs are encouraged to identify metrics for specific student groups, as appropriate, including expected outcomes that would reflect narrowing of any existing performance gaps.

Include in the baseline column the most recent data associated with this metric available at the time of adoption of the LCAP for the first year of the three-year plan. LEAs may use data as reported on the 2019 Dashboard for the baseline of a metric only if that data represents the most recent available (e.g., high school graduation rate).

Using the most recent data available may involve reviewing data the LEA is preparing for submission to the California Longitudinal Pupil Achievement Data System (CALPADS) or data that the LEA has recently submitted to CALPADS. Because final 2020–21 outcomes on some metrics may not be computable at the time the 2021–24 LCAP is adopted (e.g., graduation rate, suspension rate), the most recent data available may include a point in time calculation taken each year on the same date for comparability purposes.

The baseline data shall remain unchanged throughout the three-year LCAP.

Complete the table as follows:

- **Metric:** Indicate how progress is being measured using a metric.
- **Baseline:** Enter the baseline when completing the LCAP for 2021–22. As described above, the baseline is the most recent data associated with a metric. Indicate the school year to which the data applies, consistent with the instructions above.
- **Year 1 Outcome:** When completing the LCAP for 2022–23, enter the most recent data available. Indicate the school year to which the data applies, consistent with the instructions above.
- **Year 2 Outcome:** When completing the LCAP for 2023–24, enter the most recent data available. Indicate the school year to which the data applies, consistent with the instructions above.
- **Year 3 Outcome:** When completing the LCAP for 2024–25, enter the most recent data available. Indicate the school year to which the data applies, consistent with the instructions above. The 2024–25 LCAP will be the first year in the next three-year cycle. Completing this column will be part of the Annual Update for that year.
- **Desired Outcome for 2023–24:** When completing the first year of the LCAP, enter the desired outcome for the relevant metric the LEA expects to achieve by the end of the 2023–24 LCAP year.

Timeline for completing the “**Measuring and Reporting Results**” part of the Goal.

Metric	Baseline	Year 1 Outcome	Year 2 Outcome	Year 3 Outcome	Desired Outcome for Year 3 (2023–24)
Enter information in this box when completing the LCAP for 2021–22 .	Enter information in this box when completing the LCAP for 2021–22 .	Enter information in this box when completing the LCAP for 2022–23 . Leave blank until then.	Enter information in this box when completing the LCAP for 2023–24 . Leave blank until then.	Enter information in this box when completing the LCAP for 2024–25 . Leave blank until then.	Enter information in this box when completing the LCAP for 2021–22 or when adding a new metric.

The metrics may be quantitative or qualitative; but at minimum, an LEA’s LCAP must include goals that are measured using all of the applicable metrics for the related state priorities, in each LCAP year as applicable to the type of LEA. To the extent a state priority does not specify one or more metrics (e.g., implementation of state academic content and performance standards), the LEA must identify a metric to use within the LCAP. For these state priorities, LEAs are encouraged to use metrics based on or reported through the relevant self-reflection tool for local indicators within the Dashboard.

Actions: Enter the action number. Provide a short title for the action. This title will also appear in the action tables. Provide a description of the action. Enter the total amount of expenditures associated with this action. Budgeted expenditures from specific fund sources will be provided in the summary tables. Indicate whether the action contributes to meeting the increase or improved services requirement as described in the Increased or Improved Services section using a “Y” for Yes or an “N” for No. (**Note:** for each such action offered on an LEA-wide or schoolwide basis, the LEA will need to provide additional information in the Increased or Improved Summary Section to address the requirements in *California Code of Regulations*, Title 5 [5 CCR] Section 15496(b) in the Increased or Improved Services Section of the LCAP).

Actions for English Learners: School districts, COEs, and charter schools that have a numerically significant English learner student subgroup must include specific actions in the LCAP related to, at a minimum, the language acquisition programs, as defined in *EC* Section 306, provided to students and professional development activities specific to English learners.

Actions for Foster Youth: School districts, COEs, and charter schools that have a numerically significant Foster Youth student subgroup are encouraged to include specific actions in the LCAP designed to meet needs specific to Foster Youth students.

Goal Analysis:

Enter the LCAP Year.

Using actual annual measurable outcome data, including data from the Dashboard, analyze whether the planned actions were effective in achieving the goal. Respond to the prompts as instructed.

- Describe the overall implementation of the actions to achieve the articulated goal. Include a discussion of relevant challenges and successes experienced with the implementation process. This must include any instance where the LEA did not implement a planned action or implemented a planned action in a manner that differs substantively from how it was described in the adopted LCAP.
- Explain material differences between Budgeted Expenditures and Estimated Actual Expenditures and between the Planned Percentages of Improved Services and Estimated Actual Percentages of Improved Services, as applicable. Minor variances in expenditures or percentages do not need to be addressed, and a dollar-for-dollar accounting is not required.
- Describe the effectiveness of the specific actions to achieve the articulated goal as measured by the LEA. In some cases, not all actions in a goal will be intended to improve performance on all of the metrics associated with the goal. When responding to this prompt, LEAs

may assess the effectiveness of a single action or group of actions within the goal in the context of performance on a single metric or group of specific metrics within the goal that are applicable to the action(s). Grouping actions with metrics will allow for more robust analysis of whether the strategy the LEA is using to impact a specified set of metrics is working and increase transparency for educational partners. LEAs are encouraged to use such an approach when goals include multiple actions and metrics that are not closely associated.

- Describe any changes made to this goal, expected outcomes, metrics, or actions to achieve this goal as a result of this analysis and analysis of the data provided in the Dashboard or other local data, as applicable.

Increased or Improved Services for Foster Youth, English Learners, and Low-Income Students

Purpose

A well-written Increased or Improved Services section provides educational partners with a comprehensive description, within a single dedicated section, of how an LEA plans to increase or improve services for its unduplicated students in grades TK–12 as compared to all students in grades TK–12, as applicable, and how LEA-wide or schoolwide actions identified for this purpose meet regulatory requirements. Descriptions provided should include sufficient detail yet be sufficiently succinct to promote a broader understanding of educational partners to facilitate their ability to provide input. An LEA's description in this section must align with the actions included in the Goals and Actions section as contributing.

Requirements and Instructions

Projected LCFF Supplemental and/or Concentration Grants: Specify the amount of LCFF supplemental and concentration grant funds the LEA estimates it will receive in the coming year based on the number and concentration of low income, foster youth, and English learner students.

Projected Additional LCFF Concentration Grant (15 percent): Specify the amount of additional LCFF concentration grant add-on funding, as described in *EC* Section 42238.02, that the LEA estimates it will receive in the coming year.

Projected Percentage to Increase or Improve Services for the Coming School Year: Specify the estimated percentage by which services for unduplicated pupils must be increased or improved as compared to the services provided to all students in the LCAP year as calculated pursuant to 5 *CCR* Section 15496(a)(7).

LCFF Carryover — Percentage: Specify the LCFF Carryover — Percentage identified in the LCFF Carryover Table. If a carryover percentage is not identified in the LCFF Carryover Table, specify a percentage of zero (0.00%).

LCFF Carryover — Dollar: Specify the LCFF Carryover — Dollar amount identified in the LCFF Carryover Table. If a carryover amount is not identified in the LCFF Carryover Table, specify an amount of zero (\$0).

Total Percentage to Increase or Improve Services for the Coming School Year: Add the Projected Percentage to Increase or Improve Services for the Coming School Year and the Proportional LCFF Required Carryover Percentage and specify the percentage. This is the LEAs percentage by which services for unduplicated pupils must be increased or improved as compared to the services provided to all students in the LCAP year, as calculated pursuant to 5 CCR Section 15496(a)(7).

Required Descriptions:

For each action being provided to an entire school, or across the entire school district or COE, an explanation of (1) how the needs of foster youth, English learners, and low-income students were considered first, and (2) how these actions are effective in meeting the goals for these students.

For each action included in the Goals and Actions section as contributing to the increased or improved services requirement for unduplicated pupils and provided on an LEA-wide or schoolwide basis, the LEA must include an explanation consistent with 5 CCR Section 15496(b). For any such actions continued into the 2021–24 LCAP from the 2017–2020 LCAP, the LEA must determine whether or not the action was effective as expected, and this determination must reflect evidence of outcome data or actual implementation to date.

Principally Directed and Effective: An LEA demonstrates how an action is principally directed towards and effective in meeting the LEA’s goals for unduplicated students when the LEA explains how:

- It considers the needs, conditions, or circumstances of its unduplicated pupils;
- The action, or aspect(s) of the action (including, for example, its design, content, methods, or location), is based on these considerations; and
- The action is intended to help achieve an expected measurable outcome of the associated goal.

As such, the response provided in this section may rely on a needs assessment of unduplicated students.

Conclusory statements that a service will help achieve an expected outcome for the goal, without an explicit connection or further explanation as to how, are not sufficient. Further, simply stating that an LEA has a high enrollment percentage of a specific student group or groups does not meet the increase or improve services standard because enrolling students is not the same as serving students.

For example, if an LEA determines that low-income students have a significantly lower attendance rate than the attendance rate for all students, it might justify LEA-wide or schoolwide actions to address this area of need in the following way:

After assessing the needs, conditions, and circumstances of our low-income students, we learned that the attendance rate of our low-income students is 7 percent lower than the attendance rate for all students. (Needs, Conditions, Circumstances [Principally Directed])

In order to address this condition of our low-income students, we will develop and implement a new attendance program that is designed to address some of the major causes of absenteeism, including lack of reliable transportation and food, as well as a school climate that does not emphasize the importance of attendance. Goal N, Actions X, Y, and Z provide additional transportation and nutritional resources as well as a districtwide educational campaign on the benefits of high attendance rates. (Contributing Action[s])

These actions are being provided on an LEA-wide basis and we expect/hope that all students with less than a 100 percent attendance rate will benefit. However, because of the significantly lower attendance rate of low-income students, and because the actions meet needs most associated with the chronic stresses and experiences of a socio-economically disadvantaged status, we expect that the attendance rate for our low-income students will increase significantly more than the average attendance rate of all other students. (Measurable Outcomes [Effective In])

COEs and Charter Schools: Describe how actions included as contributing to meeting the increased or improved services requirement on an LEA-wide basis are principally directed to and effective in meeting its goals for unduplicated pupils in the state and any local priorities as described above. In the case of COEs and charter schools, schoolwide and LEA-wide are considered to be synonymous.

For School Districts Only:

Actions Provided on an LEA-Wide Basis:

Unduplicated Percentage > 55 percent: For school districts with an unduplicated pupil percentage of 55 percent or more, describe how these actions are principally directed to and effective in meeting its goals for unduplicated pupils in the state and any local priorities as described above.

Unduplicated Percentage < 55 percent: For school districts with an unduplicated pupil percentage of less than 55 percent, describe how these actions are principally directed to and effective in meeting its goals for unduplicated pupils in the state and any local priorities. Also describe how the actions **are the most effective use of the funds** to meet these goals for its unduplicated pupils. Provide the basis for this determination, including any alternatives considered, supporting research, experience, or educational theory.

Actions Provided on a Schoolwide Basis:

School Districts must identify in the description those actions being funded and provided on a schoolwide basis, and include the required description supporting the use of the funds on a schoolwide basis.

For schools with 40 percent or more enrollment of unduplicated pupils: Describe how these actions are principally directed to and effective in meeting its goals for its unduplicated pupils in the state and any local priorities.

For school districts expending funds on a schoolwide basis at a school with less than 40 percent enrollment of unduplicated pupils: Describe how these actions are principally directed to and how the actions are the most effective use of the funds to meet its goals for foster youth, English learners, and low-income students in the state and any local priorities.

A description of how services for foster youth, English learners, and low-income students are being increased or improved by the percentage required.

Consistent with the requirements of 5 CCR Section 15496, describe how services provided for unduplicated pupils are increased or improved by at least the percentage calculated as compared to the services provided for all students in the LCAP year. To improve services means to grow services in quality and to increase services means to grow services in quantity. Services are increased or improved by those actions in the LCAP that are included in the Goals and Actions section as contributing to the increased or improved services requirement, whether they are provided on an LEA-wide or schoolwide basis or provided on a limited basis to unduplicated students. A limited action is an action that only serves foster youth, English learners, and/or low-income students. This description must address how these action(s) are expected to result in the required proportional increase or improvement in services for unduplicated pupils as compared to the services the LEA provides to all students for the relevant LCAP year.

For any action contributing to meeting the increased or improved services requirement that is associated with a Planned Percentage of Improved Services in the Contributing Summary Table rather than an expenditure of LCFF funds, describe the methodology that was used to determine the contribution of the action towards the proportional percentage. See the instructions for determining the Planned Percentage of Improved Services for information on calculating the Percentage of Improved Services.

A description of the plan for how the additional concentration grant add-on funding identified above will be used to increase the number of staff providing direct services to students at schools that have a high concentration (above 55 percent) of foster youth, English learners, and low-income students, as applicable.

An LEA that receives the additional concentration grant add-on described in EC Section 42238.02 is required to demonstrate how it is using these funds to increase the number of staff who provide direct services to students at schools with an enrollment of unduplicated students that is greater than 55 percent as compared to the number of staff who provide direct services to students at schools with an enrollment of unduplicated students that is equal to or less than 55 percent. The staff who provide direct services to students must be certificated staff and/or classified staff employed by the LEA; classified staff includes custodial staff.

Provide the following descriptions, as applicable to the LEA:

An LEA that does not receive a concentration grant or the concentration grant add-on must indicate that a response to this prompt is not applicable.

Identify the goal and action numbers of the actions in the LCAP that the LEA is implementing to meet the requirement to increase the number of staff who provide direct services to students at schools with an enrollment of unduplicated students that is greater than 55 percent.

An LEA that does not have comparison schools from which to describe how it is using the concentration grant add-on funds, such as an LEA that only has schools with an enrollment of unduplicated students that is greater than 55 percent, must describe how it is using the funds to increase the number of credentialed staff, classified staff, or both, including custodial staff, who provide direct services to students at selected schools and the criteria used to determine which schools require additional staffing support.

In the event that an additional concentration grant add-on is not sufficient to increase staff providing direct services to students at a school with an enrollment of unduplicated students that is greater than 55 percent, the LEA must describe how it is using the funds to retain staff providing direct services to students at a school with an enrollment of unduplicated students that is greater than 55 percent.

Complete the table as follows:

- Provide the staff-to-student ratio of classified staff providing direct services to students with a concentration of unduplicated students that is 55 percent or less and the staff-to-student ratio of classified staff providing direct services to students at schools with a concentration of unduplicated students that is greater than 55 percent, as applicable to the LEA. The LEA may group its schools by grade span (Elementary, Middle/Junior High, and High Schools), as applicable to the LEA. The staff-to-student ratio must be based on the number of full time equivalent (FTE) staff and the number of enrolled students as counted on the first Wednesday in October of each year.
- Provide the staff-to-student ratio of certificated staff providing direct services to students at schools with a concentration of unduplicated students that is 55 percent or less and the staff-to-student ratio of certificated staff providing direct services to students at schools with a concentration of unduplicated students that is greater than 55 percent, as applicable to the LEA. The LEA may group its schools by grade span (Elementary, Middle/Junior High, and High Schools), as applicable to the LEA. The staff-to-student ratio must be based on the number of FTE staff and the number of enrolled students as counted on the first Wednesday in October of each year.

Action Tables

Complete the Data Entry Table for each action in the LCAP. The information entered into this table will automatically populate the other Action Tables. Information is only entered into the Data Entry Table, the Annual Update Table, the Contributing Actions Annual Update Table, and the LCFF Carryover Table. With the exception of the Data Entry Table, the word “input” has been added to column headers to aid in identifying the column(s) where information will be entered. Information is not entered on the remaining Action tables.

The following tables are required to be included as part of the LCAP adopted by the local governing board or governing body:

- Table 1: Total Planned Expenditures Table (for the coming LCAP Year)
- Table 2: Contributing Actions Table (for the coming LCAP Year)
- Table 3: Annual Update Table (for the current LCAP Year)
- Table 4: Contributing Actions Annual Update Table (for the current LCAP Year)
- Table 5: LCFF Carryover Table (for the current LCAP Year)

Note: The coming LCAP Year is the year that is being planned for, while the current LCAP year is the current year of implementation. For example, when developing the 2022–23 LCAP, 2022–23 will be the coming LCAP Year and 2021–22 will be the current LCAP Year.

Data Entry Table

The Data Entry Table may be included in the LCAP as adopted by the local governing board or governing body, but is not required to be included. In the Data Entry Table, input the following information for each action in the LCAP for that applicable LCAP year:

- **LCAP Year:** Identify the applicable LCAP Year.
- **1. Projected LCFF Base Grant:** Provide the total amount of LCFF funding the LEA estimates it will receive for the coming school year, excluding the supplemental and concentration grants and the add-ons for the Targeted Instructional Improvement Grant Program and the Home to School Transportation Program, pursuant to 5 CCR Section 15496(a)(8).

See *EC* sections 2574 (for COEs) and 42238.02 (for school districts and charter schools), as applicable, for LCFF apportionment calculations.
- **2. Projected LCFF Supplemental and/or Concentration Grants:** Provide the total amount of LCFF supplemental and concentration grants the LEA estimates it will receive on the basis of the number and concentration of unduplicated students for the coming school year.
- **3. Projected Percentage to Increase or Improve Services for the Coming School Year:** This percentage will not be entered; it is calculated based on the Projected LCFF Base Grant and the Projected LCFF Supplemental and/or Concentration Grants, pursuant to 5 CCR Section 15496(a)(8). This is the percentage by which services for unduplicated pupils must be increased or improved as compared to the services provided to all students in the coming LCAP year.
- **LCFF Carryover — Percentage:** Specify the LCFF Carryover — Percentage identified in the LCFF Carryover Table from the prior LCAP year. If a carryover percentage is not identified in the LCFF Carryover Table, specify a percentage of zero (0.00%).

- **Total Percentage to Increase or Improve Services for the Coming School Year:** This percentage will not be entered; it is calculated based on the Projected Percentage to Increase or Improve Services for the Coming School Year and the LCFF Carryover — Percentage. This is the percentage by which the LEA must increase or improve services for unduplicated pupils as compared to the services provided to all students in the coming LCAP year.
- **Goal #:** Enter the LCAP Goal number for the action.
- **Action #:** Enter the action’s number as indicated in the LCAP Goal.
- **Action Title:** Provide a title of the action.
- **Student Group(s):** Indicate the student group or groups who will be the primary beneficiary of the action by entering “All,” or by entering a specific student group or groups.
- **Contributing to Increased or Improved Services?:** Type “Yes” if the action **is** included as contributing to meeting the increased or improved services; OR, type “No” if the action is **not** included as contributing to meeting the increased or improved services.
- If “Yes” is entered into the Contributing column, then complete the following columns:
 - **Scope:** The scope of an action may be LEA-wide (i.e., districtwide, countywide, or charterwide), schoolwide, or limited. An action that is LEA-wide in scope upgrades the entire educational program of the LEA. An action that is schoolwide in scope upgrades the entire educational program of a single school. An action that is limited in its scope is an action that serves only one or more unduplicated student groups.
 - **Unduplicated Student Group(s):** Regardless of scope, contributing actions serve one or more unduplicated student groups. Indicate one or more unduplicated student groups for whom services are being increased or improved as compared to what all students receive.
 - **Location:** Identify the location where the action will be provided. If the action is provided to all schools within the LEA, the LEA must indicate “All Schools.” If the action is provided to specific schools within the LEA or specific grade spans only, the LEA must enter “Specific Schools” or “Specific Grade Spans.” Identify the individual school or a subset of schools or grade spans (e.g., all high schools or grades transitional kindergarten through grade five), as appropriate.
- **Time Span:** Enter “ongoing” if the action will be implemented for an indeterminate period of time. Otherwise, indicate the span of time for which the action will be implemented. For example, an LEA might enter “1 Year,” or “2 Years,” or “6 Months.”
- **Total Personnel:** Enter the total amount of personnel expenditures utilized to implement this action.

- **Total Non-Personnel:** This amount will be automatically calculated based on information provided in the Total Personnel column and the Total Funds column.
- **LCFF Funds:** Enter the total amount of LCFF funds utilized to implement this action, if any. LCFF funds include all funds that make up an LEA's total LCFF target (i.e., base grant, grade span adjustment, supplemental grant, concentration grant, Targeted Instructional Improvement Block Grant, and Home-To-School Transportation).
 - **Note:** For an action to contribute towards meeting the increased or improved services requirement it must include some measure of LCFF funding. The action may also include funding from other sources, however the extent to which an action contributes to meeting the increased or improved services requirement is based on the LCFF funding being used to implement the action.
- **Other State Funds:** Enter the total amount of Other State Funds utilized to implement this action, if any.
- **Local Funds:** Enter the total amount of Local Funds utilized to implement this action, if any.
- **Federal Funds:** Enter the total amount of Federal Funds utilized to implement this action, if any.
- **Total Funds:** This amount is automatically calculated based on amounts entered in the previous four columns.
- **Planned Percentage of Improved Services:** For any action identified as contributing, being provided on a Limited basis to unduplicated students, and that does not have funding associated with the action, enter the planned quality improvement anticipated for the action as a percentage rounded to the nearest hundredth (0.00%). A limited action is an action that only serves foster youth, English learners, and/or low-income students.
 - As noted in the instructions for the Increased or Improved Services section, when identifying a Planned Percentage of Improved Services, the LEA must describe the methodology that it used to determine the contribution of the action towards the proportional percentage. The percentage of improved services for an action corresponds to the amount of LCFF funding that the LEA estimates it would expend to implement the action if it were funded.

For example, an LEA determines that there is a need to analyze data to ensure that instructional aides and expanded learning providers know what targeted supports to provide to students who are foster youth. The LEA could implement this action by hiring additional staff to collect and analyze data and to coordinate supports for students, which the LEA estimates would cost \$165,000. Instead, the LEA chooses to utilize a portion of existing staff time to analyze data relating to students who are foster youth. This analysis will then be shared with site principals who will use the data to coordinate services provided by instructional assistants and expanded learning providers to target support to students. In this example, the LEA would divide the estimated cost of \$165,000 by the amount of LCFF Funding identified in the Data Entry Table and then convert the quotient to a percentage. This percentage is the Planned Percentage of Improved Service for the action.

Contributing Actions Table

As noted above, information will not be entered in the Contributing Actions Table; however, the ‘Contributing to Increased or Improved Services?’ column will need to be checked to ensure that only actions with a “Yes” are displaying. If actions with a “No” are displayed or if actions that are contributing are not displaying in the column, use the drop-down menu in the column header to filter only the “Yes” responses.

Annual Update Table

In the Annual Update Table, provide the following information for each action in the LCAP for the relevant LCAP year:

- **Estimated Actual Expenditures:** Enter the total estimated actual expenditures to implement this action, if any.

Contributing Actions Annual Update Table

In the Contributing Actions Annual Update Table, check the ‘Contributing to Increased or Improved Services?’ column to ensure that only actions with a “Yes” are displaying. If actions with a “No” are displayed or if actions that are contributing are not displaying in the column, use the drop-down menu in the column header to filter only the “Yes” responses. Provide the following information for each contributing action in the LCAP for the relevant LCAP year:

- **6. Estimated Actual LCFF Supplemental and/or Concentration Grants:** Provide the total amount of LCFF supplemental and concentration grants the LEA estimates it will actually receive based on of the number and concentration of unduplicated students in the current school year.
- **Estimated Actual Expenditures for Contributing Actions:** Enter the total estimated actual expenditure of LCFF funds used to implement this action, if any.
- **Estimated Actual Percentage of Improved Services:** For any action identified as contributing, being provided on a Limited basis only to unduplicated students, and that does not have funding associated with the action, enter the total estimated actual quality improvement anticipated for the action as a percentage rounded to the nearest hundredth (0.00%).
 - o Building on the example provided above for calculating the Planned Percentage of Improved Services, the LEA in the example implements the action. As part of the annual update process, the LEA reviews implementation and student outcome data and determines that the action was implemented with fidelity and that outcomes for foster youth students improved. The LEA reviews the original estimated cost for the action and determines that had it hired additional staff to collect and analyze data and to coordinate supports for students that estimated actual cost would have been \$169,500 due to a cost of living adjustment. The LEA would divide the estimated actual cost of \$169,500 by the amount of LCFF Funding identified in the Data Entry Table and then convert the quotient to a percentage. This percentage is the Estimated Actual Percentage of Improved Services for the action.

LCFF Carryover Table

- **9. Estimated Actual LCFF Base Grant:** Provide the total amount of LCFF funding the LEA estimates it will receive for the current school year, excluding the supplemental and concentration grants and the add-ons for the Targeted Instructional Improvement Grant Program and the Home to School Transportation Program, pursuant to 5 CCR Section 15496(a)(8).
- **10. Total Percentage to Increase or Improve Services for the Current School Year:** This percentage will not be entered. The percentage is calculated based on the amounts of the Estimated Actual LCFF Base Grant (9) and the Estimated Actual LCFF Supplemental and/or Concentration Grants (6), pursuant to 5 CCR Section 15496(a)(8), plus the LCFF Carryover – Percentage from the prior year. This is the percentage by which services for unduplicated pupils must be increased or improved as compared to the services provided to all students in the current LCAP year.

Calculations in the Action Tables

To reduce the duplication of effort of LEAs, the Action Tables include functionality such as pre-population of fields and cells based on the information provided in the Data Entry Table, the Annual Update Summary Table, and the Contributing Actions Table. For transparency, the functionality and calculations used are provided below.

Contributing Actions Table

- 4. Total Planned Contributing Expenditures (LCFF Funds)
 - This amount is the total of the Planned Expenditures for Contributing Actions (LCFF Funds) column
- 5. Total Planned Percentage of Improved Services
 - This percentage is the total of the Planned Percentage of Improved Services column
- Planned Percentage to Increase or Improve Services for the coming school year (4 divided by 1, plus 5)
 - This percentage is calculated by dividing the Total Planned Contributing Expenditures (4) by the Projected LCFF Base Grant (1), converting the quotient to a percentage, and adding it to the Total Planned Percentage of Improved Services (5).

Contributing Actions Annual Update Table

Pursuant to *EC* Section 42238.07(c)(2), if the Total Planned Contributing Expenditures (4) is less than the Estimated Actual LCFF Supplemental and Concentration Grants (6), the LEA is required to calculate the difference between the Total Planned Percentage of Improved Services (5) and the Total Estimated Actual Percentage of Improved Services (7). If the Total Planned Contributing Expenditures (4) is equal to or greater

than the Estimated Actual LCFF Supplemental and Concentration Grants (6), the Difference Between Planned and Estimated Actual Percentage of Improved Services will display “Not Required.”

- 6. Estimated Actual LCFF Supplemental and Concentration Grants
 - This is the total amount of LCFF supplemental and concentration grants the LEA estimates it will actually receive based on of the number and concentration of unduplicated students in the current school year.
- 4. Total Planned Contributing Expenditures (LCFF Funds)
 - This amount is the total of the Last Year's Planned Expenditures for Contributing Actions (LCFF Funds)
- 7. Total Estimated Actual Expenditures for Contributing Actions
 - This amount is the total of the Estimated Actual Expenditures for Contributing Actions (LCFF Funds)
- Difference Between Planned and Estimated Actual Expenditures for Contributing Actions (Subtract 7 from 4)
 - This amount is the Total Estimated Actual Expenditures for Contributing Actions (7) subtracted from the Total Planned Contributing Expenditures (4)
- 5. Total Planned Percentage of Improved Services (%)
 - This amount is the total of the Planned Percentage of Improved Services column
- 8. Total Estimated Actual Percentage of Improved Services (%)
 - This amount is the total of the Estimated Actual Percentage of Improved Services column
- Difference Between Planned and Estimated Actual Percentage of Improved Services (Subtract 5 from 8)
 - This amount is the Total Planned Percentage of Improved Services (5) subtracted from the Total Estimated Actual Percentage of Improved Services (8)

LCFF Carryover Table

- 10. Total Percentage to Increase or Improve Services for the Current School Year (6 divided by 9 + Carryover %)

- o This percentage is the Estimated Actual LCFF Supplemental and/or Concentration Grants (6) divided by the Estimated Actual LCFF Base Grant (9) plus the LCFF Carryover – Percentage from the prior year.
- 11. Estimated Actual Percentage of Increased or Improved Services (7 divided by 9, plus 8)
 - o This percentage is the Total Estimated Actual Expenditures for Contributing Actions (7) divided by the LCFF Funding (9), then converting the quotient to a percentage and adding the Total Estimated Actual Percentage of Improved Services (8).
- 12. LCFF Carryover — Dollar Amount LCFF Carryover (Subtract 11 from 10 and multiply by 9)
 - o If the Estimated Actual Percentage of Increased or Improved Services (11) is less than the Estimated Actual Percentage to Increase or Improve Services (10), the LEA is required to carry over LCFF funds.

The amount of LCFF funds is calculated by subtracting the Estimated Actual Percentage to Increase or Improve Services (11) from the Estimated Actual Percentage of Increased or Improved Services (10) and then multiplying by the Estimated Actual LCFF Base Grant (9). This amount is the amount of LCFF funds that is required to be carried over to the coming year.

- 13. LCFF Carryover — Percentage (12 divided by 9)
 - o This percentage is the unmet portion of the Percentage to Increase or Improve Services that the LEA must carry over into the coming LCAP year. The percentage is calculated by dividing the LCFF Carryover (12) by the LCFF Funding (9).

2021–22 Annual Update Table

Totals:	Last Year's Total Planned Expenditures (Total Funds)	Total Estimated Actual Expenditures (Total Funds)
Totals:	\$ 4,683,360.00	\$ 4,475,754.00

Last Year's Goal #	Last Year's Action #	Prior Action/Service Title	Contributed to Increased or Improved Services?	Last Year's Planned Expenditures (Total Funds)	Estimated Actual Expenditures (Input Total Funds)
1	1	High Quality Instruction	No	\$ 2,406,032	\$ 2,242,258
1	2	Professional Development	Yes	\$ 46,102	\$ 45,827
1	3	Teacher Recruitment & Retention	No	\$ 2,100	\$ 17,679
1	4	Electives & Enrichment	No	\$ 28,095	\$ 26,000
1	5	Assessment	Yes	\$ 8,477	\$ 2,500
1	6	English Language Development	Yes	\$ 10,075	\$ 17,000
1	7	Special Education	No	\$ 749,320	\$ 500,612
1	8	Intervention	Yes	\$ 35,092	\$ 34,292
2	1	School Counselor	No	\$ 101,587	\$ 107,451
2	2	Attendance Initiatives	Yes	\$ 41,642	\$ 36,584
2	3	Positive Discipline Approach	No	\$ 37,909	\$ 36,000
2	4	Social Emotional Learning	No	\$ 293,569	\$ 224,225
2	5	Foster Youth and Homeless Youth Services	Yes	\$ 5,998	\$ 6,000
2	6	Health and Safety	No	\$ 1,241,605	\$ 1,142,226
3	1	Parent Education	Yes	\$ 37,092	\$ 35,000
3	2	Family Communication Tools	Yes	\$ -	\$ -
3	3	Program Site Council	No	\$ -	\$ -
3	4	Parent / Teacher / Student Conferences	No	\$ -	\$ -
3	5	Community Building	No	\$ -	\$ -
3	6	Student Recruitment	No	\$ 11,000	\$ 2,100
				\$ -	\$ -
				\$ -	\$ -

2021–22 LCFF Carryover Table

9. Estimated Actual LCFF Base Grant (Input Dollar Amount)	6. Estimated Actual LCFF Supplemental and/or Concentration Grants	LCFF Carryover — Percentage (Percentage from Prior Year)	10. Total Percentage to Increase or Improve Services for the Current School Year (6 divided by 9 + Carryover %)	7. Total Estimated Actual Expenditures for Contributing Actions (LCFF Funds)	8. Total Estimated Actual Percentage of Improved Services (%)	11. Estimated Actual Percentage of Increased or Improved Services (7 divided by 9, plus 8)	12. LCFF Carryover — Dollar Amount (Subtract 11 from 10 and multiply by 9)	13. LCFF Carryover — Percentage (12 divided by 9)
\$ 4,209,061	\$ 147,485	0.00%	3.50%	\$ 177,203	0.00%	4.21%	\$0.00 - No Carryover	0.00% - No Carryover

2021–22 Contributing Actions Annual Update Table

6. Estimated Actual LCFF Supplemental and/or Concentration Grants (Input Dollar Amount)	4. Total Planned Contributing Expenditures (LCFF Funds)	7. Total Estimated Actual Expenditures for Contributing Actions (LCFF Funds)	Difference Between Planned and Estimated Actual Expenditures for Contributing Actions (Subtract 7 from 4)	5. Total Planned Percentage of Improved Services (%)	8. Total Estimated Actual Percentage of Improved Services (%)	Difference Between Planned and Estimated Actual Percentage of Improved Services (Subtract 5 from 8)
\$ 147,485	\$ 182,478	\$ 177,203	\$ 5,275	0.00%	0.00%	0.00% - No Difference

Last Year's Goal #	Last Year's Action #	Prior Action/Service Title	Contributed to Increased or Improved Services?	Last Year's Planned Expenditures for Contributing Actions (LCFF Funds)	Estimated Actual Expenditures for Contributing Actions (Input LCFF Funds)	Planned Percentage of Improved Services	Estimated Actual Percentage of Improved Services (Input Percentage)
1	1	High Quality Instruction	No	\$ -	\$ -	0.00%	0.00%
1	2	Professional Development	Yes	\$ 46,102	\$ 45,827.00	0.00%	0.00%
1	3	Teacher Recruitment & Retention	No	\$ -	\$ -	0.00%	0.00%
1	4	Electives & Enrichment	No	\$ -	\$ -	0.00%	0.00%
1	5	Assessment	Yes	\$ 8,477	\$ 2,500.00	0.00%	0.00%
1	6	English Language Development	Yes	\$ 10,075	\$ 17,000.00	0.00%	0.00%
1	7	Special Education	No	\$ -	\$ -	0.00%	0.00%
1	8	Intervention	Yes	\$ 35,092	\$ 34,292.00	0.00%	0.00%
2	1	School Counselor	No	\$ -	\$ -	0.00%	0.00%
2	2	Attendance Initiatives	Yes	\$ 41,642	\$ 36,584.00	0.00%	0.00%
2	3	Positive Discipline Approach	No	\$ -	\$ -	0.00%	0.00%
2	4	Social Emotional Learning	No	\$ -	\$ -	0.00%	0.00%
2	5	Foster Youth and Homeless Youth Ser	Yes	\$ 5,998	\$ 6,000.00	0.00%	0.00%
2	6	Health and Safety	No	\$ -	\$ -	0.00%	0.00%
3	1	Parent Education	Yes	\$ 35,092	\$ 35,000.00	0.00%	0.00%
3	2	Family Communication Tools	Yes	\$ -	\$ -	0.00%	0.00%
3	3	Program Site Council	No	\$ -	\$ -	0.00%	0.00%
3	4	Parent / Teacher / Student Conference	No	\$ -	\$ -	0.00%	0.00%
3	5	Community Building	No	\$ -	\$ -	0.00%	0.00%
3	6	Student Recruitment	No	\$ -	\$ -	0.00%	0.00%
				\$ -	\$ -	0.00%	0.00%
				\$ -	\$ -	0.00%	0.00%

2022-23 Total Planned Expenditures Table

Totals	LCFF Funds	Other State Funds	Local Funds	Federal Funds	Total Funds	Total Personnel	Total Non-personnel
Totals	\$ 3,903,830	\$ 758,044	\$ 29,610	\$ -	4,691,484	\$ 3,019,015	\$ 1,672,469

Goal #	Action #	Action Title	Student Group(s)	LCFF Funds	Other State Funds	Local Funds	Federal Funds	Total Funds
1	1	High Quality Instruction	All	\$ 1,868,253		\$ -	\$ -	\$ 1,868,253
1	2	Professional Development	All	\$ 68,224	\$ 17,477	\$ -	\$ -	\$ 85,701
1	3	Teacher Recruitment & Retention	All	\$ -	\$ -	\$ 2,100	\$ -	\$ 2,100
1	4	Electives & Enrichment	All		\$ -	\$ 25,510	\$ -	\$ 25,510
1	5	Assessment	All	\$ 8,477	\$ -	\$ -	\$ -	\$ 8,477
1	6	English Language Development	All	\$ 17,851	\$ -	\$ -	\$ -	\$ 17,851
1	7	Special Education	All	\$ -	\$ 628,310		\$ -	\$ 628,310
1	8	Intervention	All	\$ 86,075		\$ -	\$ -	\$ 86,075
2	1	School Counselor	All		\$ 109,440		\$ -	\$ 109,440
2	2	Attendance Initiatives	All	\$ 40,471	\$ -	\$ -	\$ -	\$ 40,471
2	3	Positive Discipline Approach	All	\$ 68,224	\$ 2,817		\$ -	\$ 71,041
2	4	Social Emotional Learning	All	\$ 256,719	\$ -	\$ -	\$ -	\$ 256,719
2	5	Foster Youth and Homeless Youth Services	All	\$ 4,500	\$ -	\$ -	\$ -	\$ 4,500
2	6	Health and Safety	All	\$ 1,394,129	\$ -	\$ -	\$ -	\$ 1,394,129
3	1	Parent Education	All	\$ 68,224	\$ -	\$ 2,000	\$ -	\$ 70,224
3	2	Family Communication Tools	All	\$ -	\$ -	\$ -	\$ -	\$ -
3	3	Program Site Council	All	\$ -	\$ -	\$ -	\$ -	\$ -
3	4	Parent / Teacher / Student Conferences	All	\$ -	\$ -	\$ -	\$ -	\$ -
3	5	Community Building	All	\$ 9,583	\$ -	\$ -	\$ -	\$ 9,583
3	6	Student Recruitment	All	\$ 13,100	\$ -		\$ -	\$ 13,100
				\$ -	\$ -	\$ -	\$ -	\$ -

2022-23 Contributing Actions Table

1. Projected LCFF Base Grant	2. Projected LCFF Supplemental and/or Concentration Grants	3. Projected Percentage to Increase or Improve Services for the Coming School Year (2 divided by 1)	LCFF Carryover — Percentage (Percentage from Prior Year)	Total Percentage to Increase or Improve Services for the Coming School Year (3 + Carryover %)	4. Total Planned Contributing Expenditures (LCFF Funds)	5. Total Planned Percentage of Improved Services (%)	Planned Percentage to Increase or Improve Services for the Coming School Year (4 divided by 1, plus 5)	Totals by Type	Total LCFF Funds
\$ 4,880,628	\$ 166,234	3.41%	0.00%	3.41%	\$ 217,121	0.00%	4.45%	Total:	\$ 217,121
								LEA-wide Total:	\$ 217,121
								Limited Total:	\$ -
								Schoolwide Total:	\$ -

Goal #	Action #	Action Title	Contributing to Increased or Improved Services?	Scope	Unduplicated Student Group(s)	Location	Planned Expenditures for Contributing Actions (LCFF Funds)	Planned Percentage of Improved Services (%)
1	1	High Quality Instruction	No	LEA-wide		All Schools	\$ -	0.00%
1	2	Professional Development	No	LEA-wide		All Schools	\$ -	0.00%
1	3	Teacher Recruitment & Retention	No	Limited		All Schools	\$ -	0.00%
1	4	Electives & Enrichment	No	LEA-wide		All Schools	\$ -	0.00%
1	5	Assessment	No	LEA-wide		All Schools	\$ -	0.00%
1	6	English Language Development	Yes	LEA-wide	English Learners	All Schools	\$ 17,851	0.00%
1	7	Special Education	No	LEA-wide		All Schools	\$ -	0.00%
1	8	Intervention	Yes	LEA-wide	All	All Schools	\$ 86,075	0.00%
2	1	School Counselor	No	LEA-wide		All Schools	\$ -	0.00%
2	2	Attendance Initiatives	Yes	LEA-wide	All	All Schools	\$ 40,471	0.00%
2	3	Positive Discipline Approach	No	LEA-wide		All Schools	\$ -	0.00%
2	4	Social Emotional Learning	No	LEA-wide		All Schools	\$ -	0.00%
2	5	Foster Youth and Homeless Youth Services	Yes	LEA-wide	Foster Youth	All Schools	\$ 4,500	0.00%
2	6	Health and Safety	No	LEA-wide		All Schools	\$ -	0.00%
3	1	Parent Education	Yes	LEA-wide	All	All Schools	\$ 68,224	0.00%
3	2	Family Communication Tools	No	LEA-wide		All Schools	\$ -	0.00%
3	3	Program Site Council	No	LEA-wide		All Schools	\$ -	0.00%
3	4	Parent / Teacher / Student Conferences	No	LEA-wide		All Schools	\$ -	0.00%
	5	Community Building	No	LEA-wide		All Schools	\$ -	0.00%
	6	Student Recruitment	No	LEA-wide		All Schools	\$ -	0.00%
							\$ -	0.00%