

# School Readiness in Santa Clara County

November 8, 2019

# Safety Announcement

---

In the event of an emergency evacuation:

- Please notify me if you require assistance exiting
- Notice where the exits are located
- Follow me as we vacate the room and building
- Proceed to the parking lot evacuation area for roll call
- Do not leave until attendance reporting is completed
- We greatly appreciate your cooperation
- Please raise your hand if you are Red Cross Certified for Emergency First Aid
- AEDs (6) are located on each floor by the landings


# Welcome

---



# Strong Start PSA

---



# Agenda

---

- Keynote: Kids Matter!
- Background: Why assess readiness?
- Findings from the 2018 Santa Clara County assessment
  - » How many children in Santa Clara County were Fully Ready for school?
  - » What factors predicted higher readiness in the county?
  - » How is readiness related to family engagement and community services and supports?
- How do we use the data to turn the curve on readiness in the county?

# Keynote

---

Supervisor Ellenberg  
County of Santa Clara  
District 4



# Background

---

- Why is kindergarten readiness important?
  - » Linked to long-term education, health, and social outcomes
  - » Creates a portrait of readiness for a community
  - » Informs interventions to support readiness
  - » Builds bridges between 0-5 and K-12 communities
- Why measure readiness in Santa Clara County?
  - » Last countywide readiness assessment was over 10 years ago
  - » Can be used to shape local strategies for readiness in the county
  - » Can bring together partners in the county pursuing a **common goal** –

**Every child comes to school ready to learn!**

# SRA Model & Measures

## K ACADEMICS

Recognizes numbers  
Recognizes shapes  
Recognizes letters  
Counts 20 objects  
Writes own first name  
Recognizes rhyming words  
Understands details in literature  
Understands basic features of books

## SELF-REGULATION

Stays focused  
Follows rules  
Follows directions  
Plays cooperatively  
Participation in circle time  
Handles frustration well

## SOCIAL EXPRESSION

Eager to learn  
Expresses empathy  
Expresses needs and wants  
Tells about a story/  
experience

## MOTOR SKILLS ITEMS

Uses pencil with proper grip  
General coordination

## KINDERGARTEN OBSERVATION FORM (KOF)

- 20 research-based items administered by teacher
  - 6 direct test items
  - 14 observational items

## PARENT INFORMATION FORM (PIF)

- Take-home confidential survey for parents
- PIF measures:
  - Child health
  - Early learning
  - Family protective factors
  - Family risk markers
  - Participation in programs/services

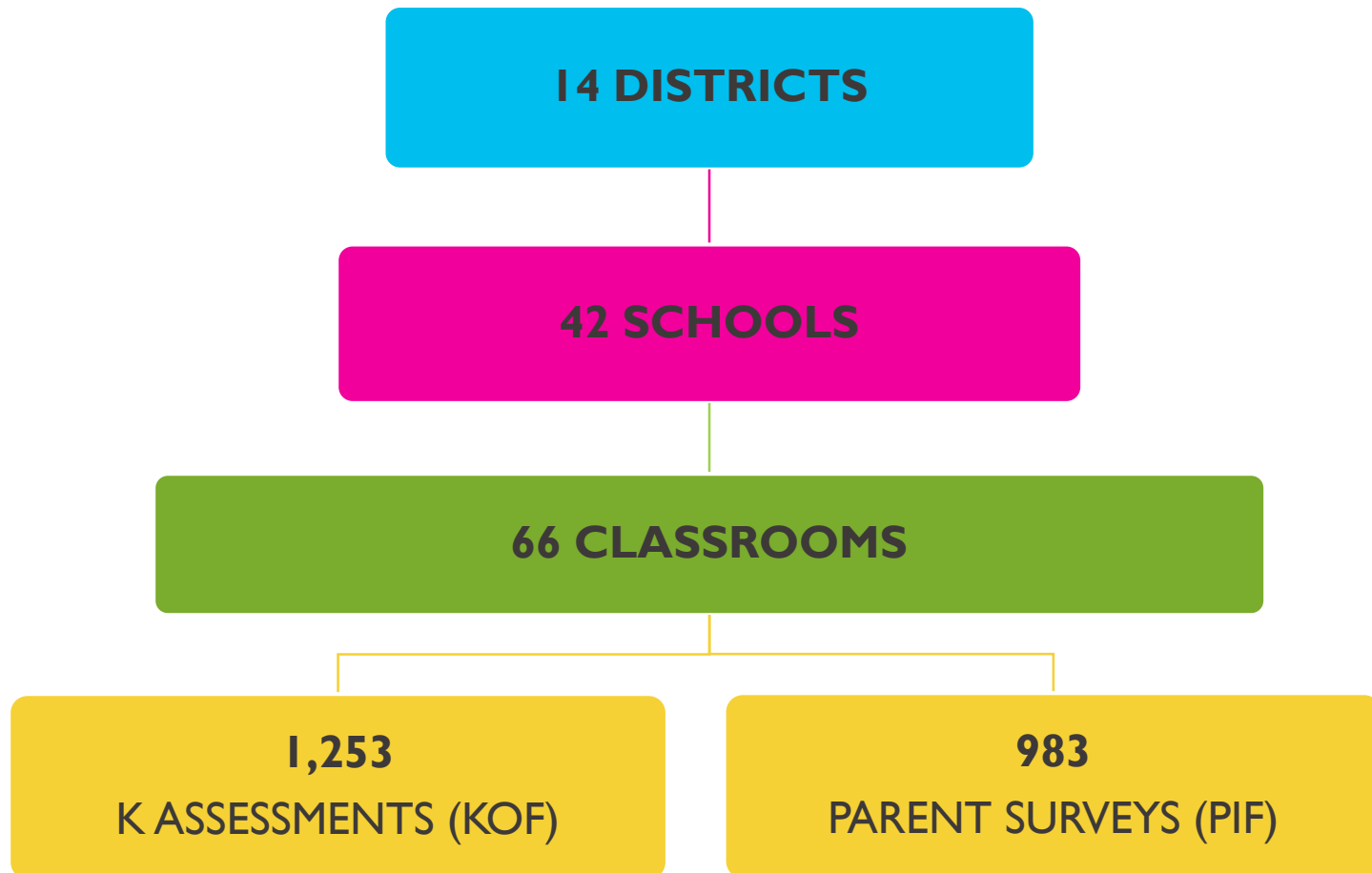
## FIRST 5 SERVICE DATA

- Family Resource Center services
- Home visiting services
- Developmental screening and referrals



# 2018 Santa Clara County Sample

---



# School Readiness in 2018

Average  
readiness  
score that  
predicts third  
grade reading:

**3.25**



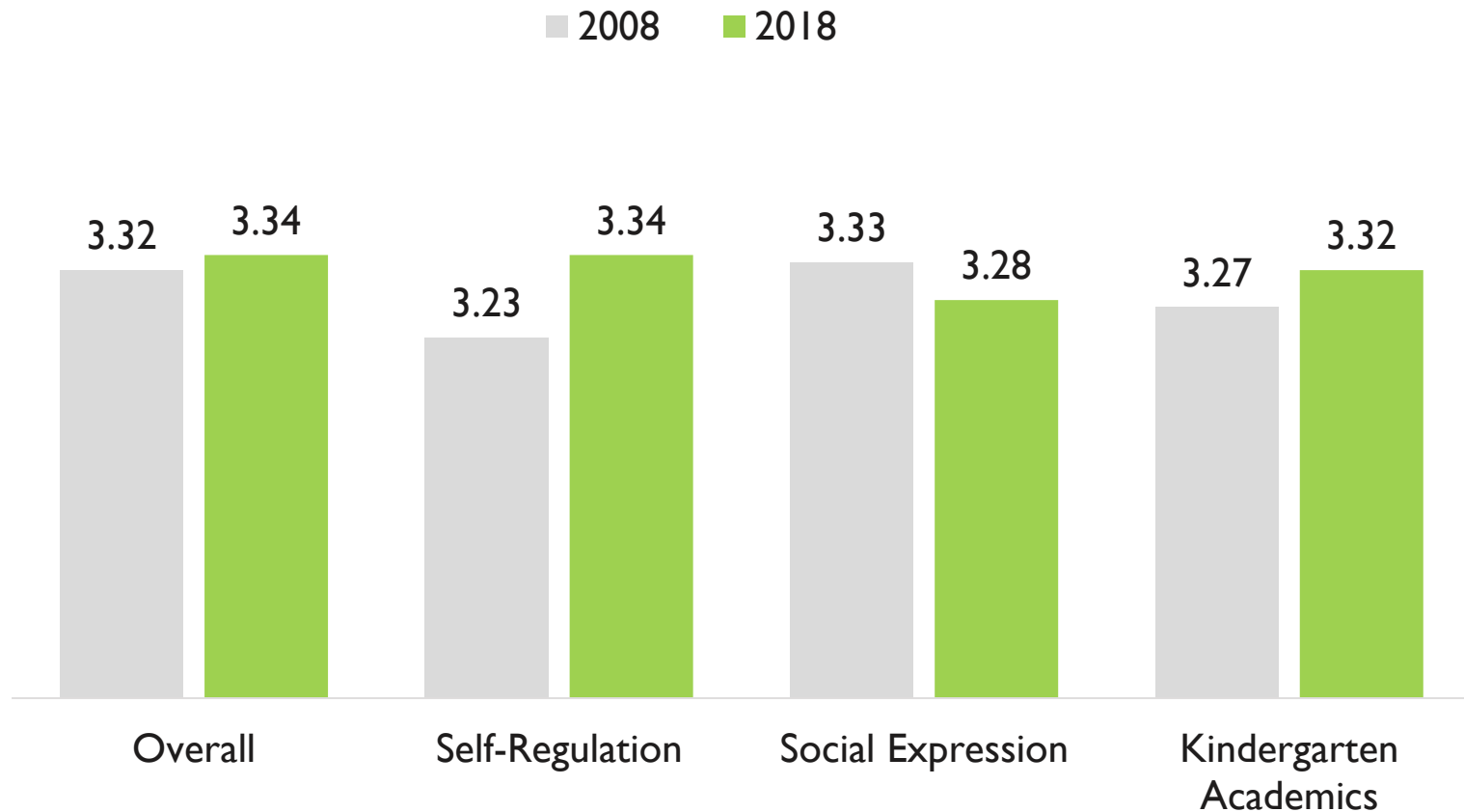
N=1,159. Note: Data were weighted to approximate race/ethnicity, SES, and EL representation, and adjusted for school and district enrollment.

**Fully Ready:** Mean score of 3.25 or higher in all three domains: Self-Regulation, Social Expression and K. Academics.

**Partially Ready:** Mean score of 3.25 or higher in one or two domains.

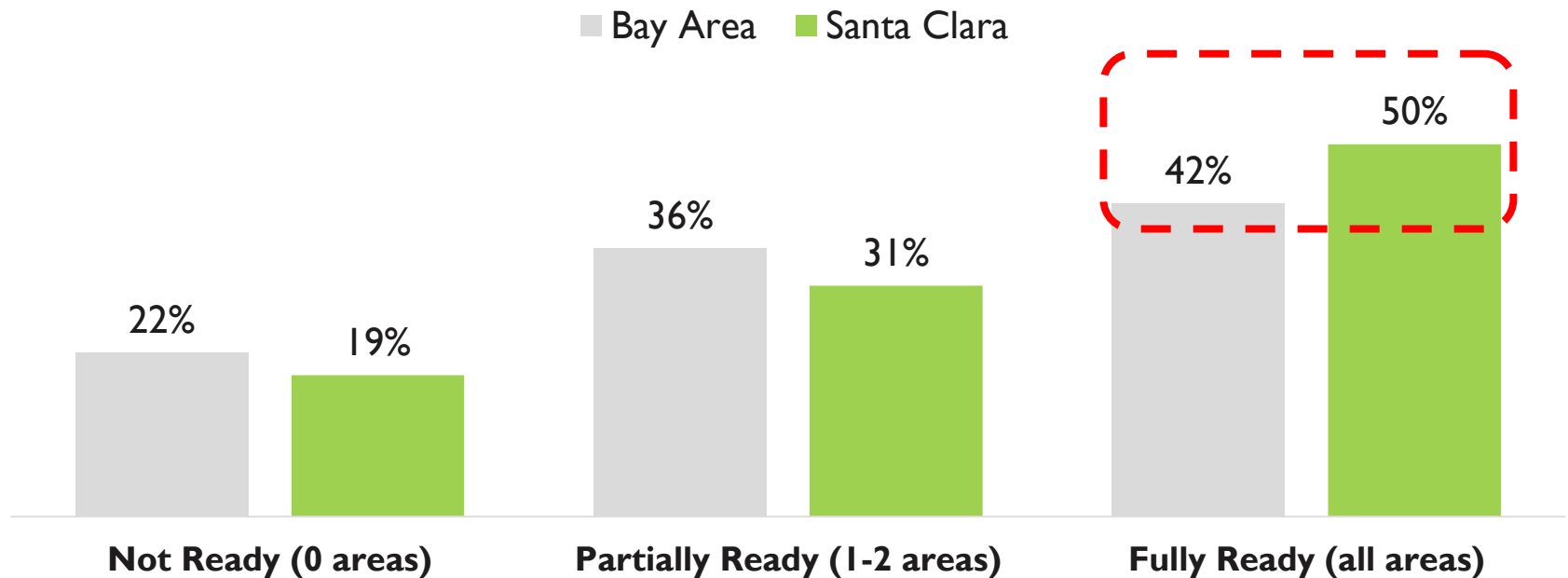
**Not Ready:** Mean score below 3.25 in all three domains.

# School Readiness 10 Years Ago



# Readiness is Higher Compared to Other Regions of Bay Area

## PERCENTAGE OF STUDENTS READY FOR SCHOOL



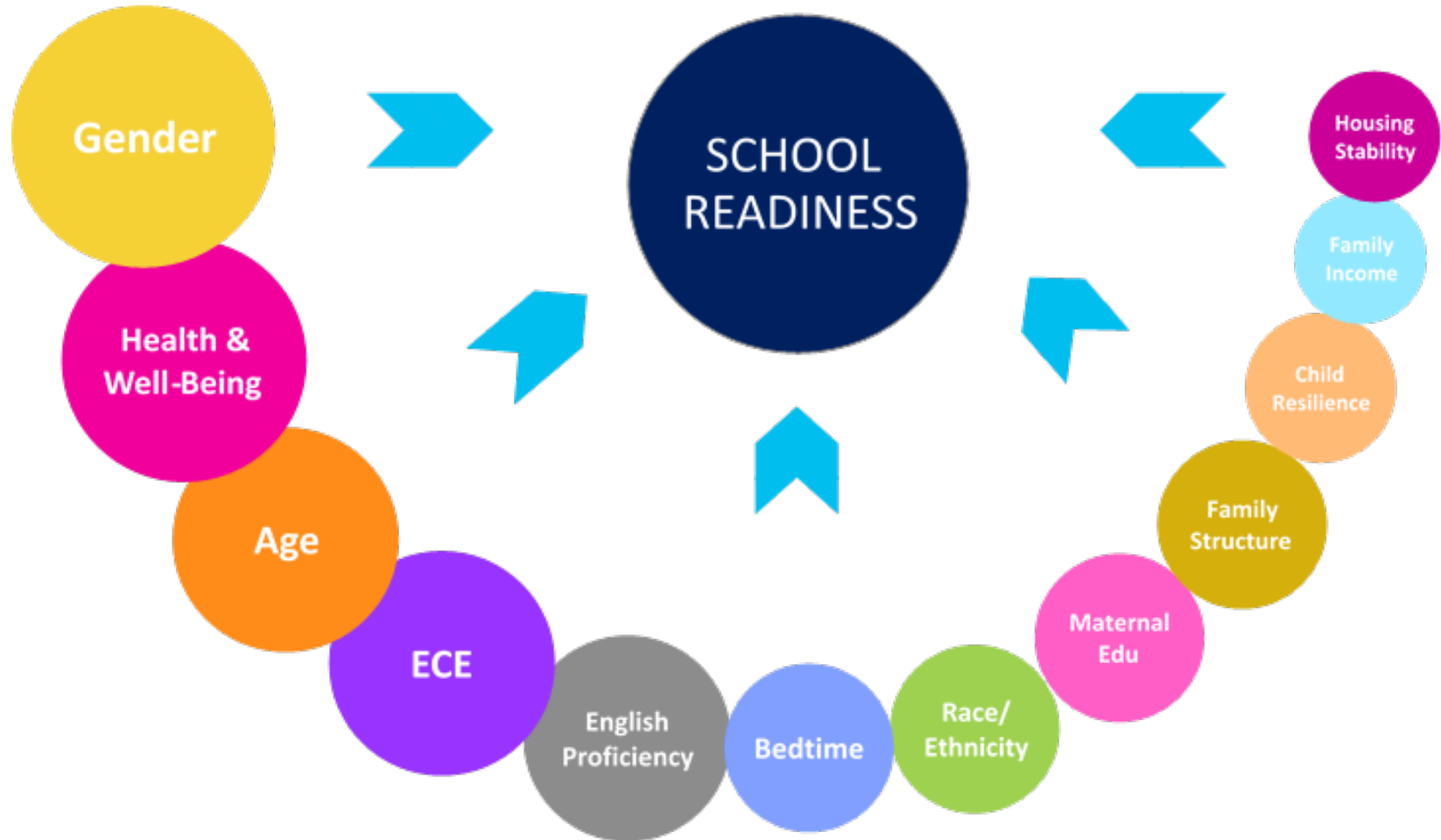
N=1,159 (SC); 5,011 (Bay Area). Note: Data were weighted to approximate race/ethnicity, SES, and EL representation, and adjusted for school and district enrollment.

**Fully Ready:** Mean score of 3.25 or higher in all three domains: Self-Regulation, Social Expression and K. Academics.

**Partially Ready:** Mean score of 3.25 or higher in one or two domains.

**Not Ready:** Mean score below 3.25 in all three domains.

# Predictors of Readiness in 2018



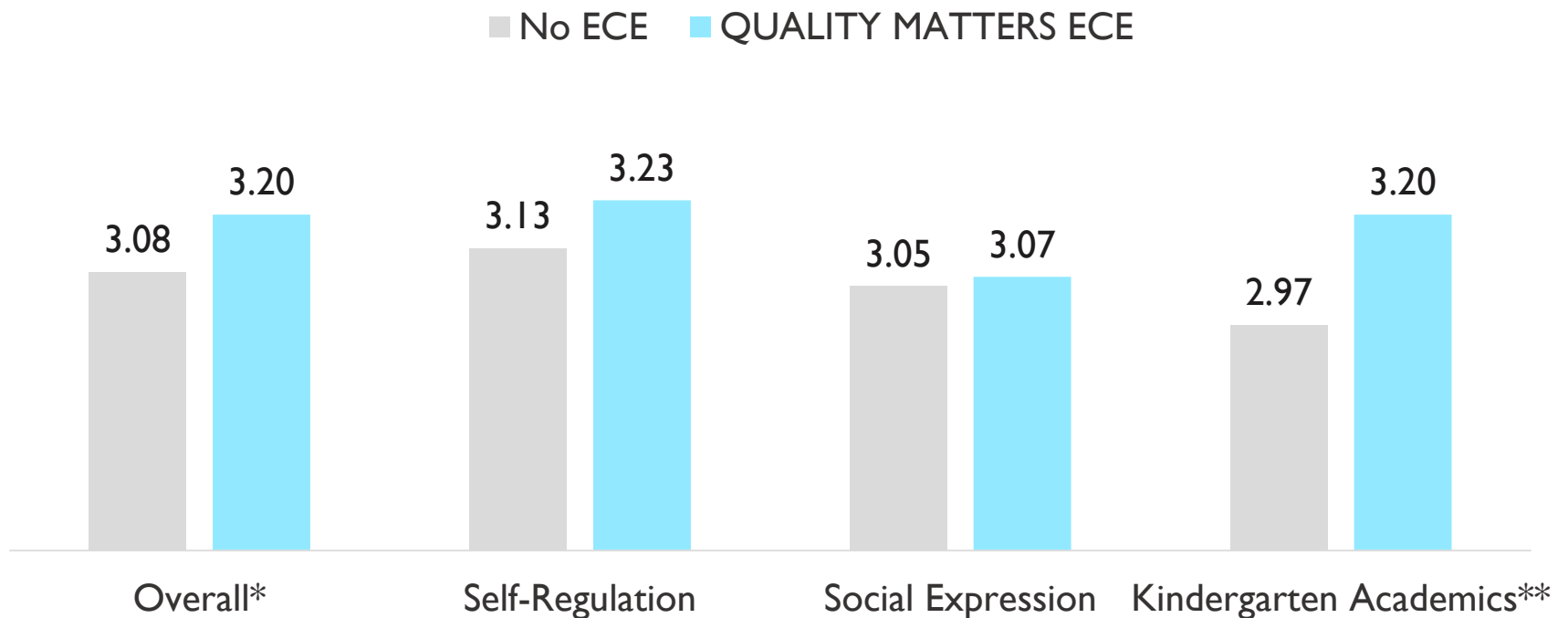
# “Recipe” of Assets for Readiness

- Quality services and supports foster conditions for optimal growth and development, so that each child enters school ready to learn



# QUALITY MATTERS and Readiness

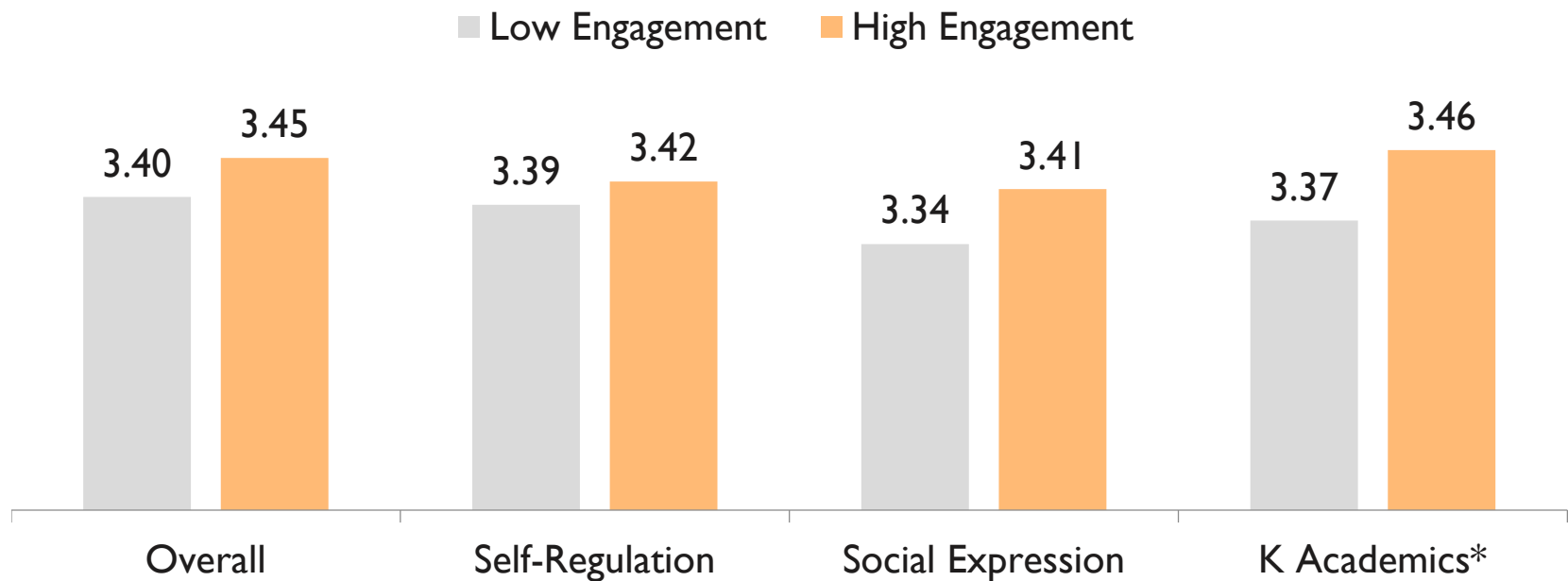
- Children attending QUALITY MATTERS (QRIS) rated early learning programs in Santa Clara County have higher readiness scores



Scale of 1= Not proficient to 4 = Proficient. N=610-649. \* p <.05; \*\*p < .01. Estimates are adjusted for age, sex, race/ethnicity (Hispanic or not), special needs, English Learner status, maternal education, family income, and single parenthood.

# Family Engagement

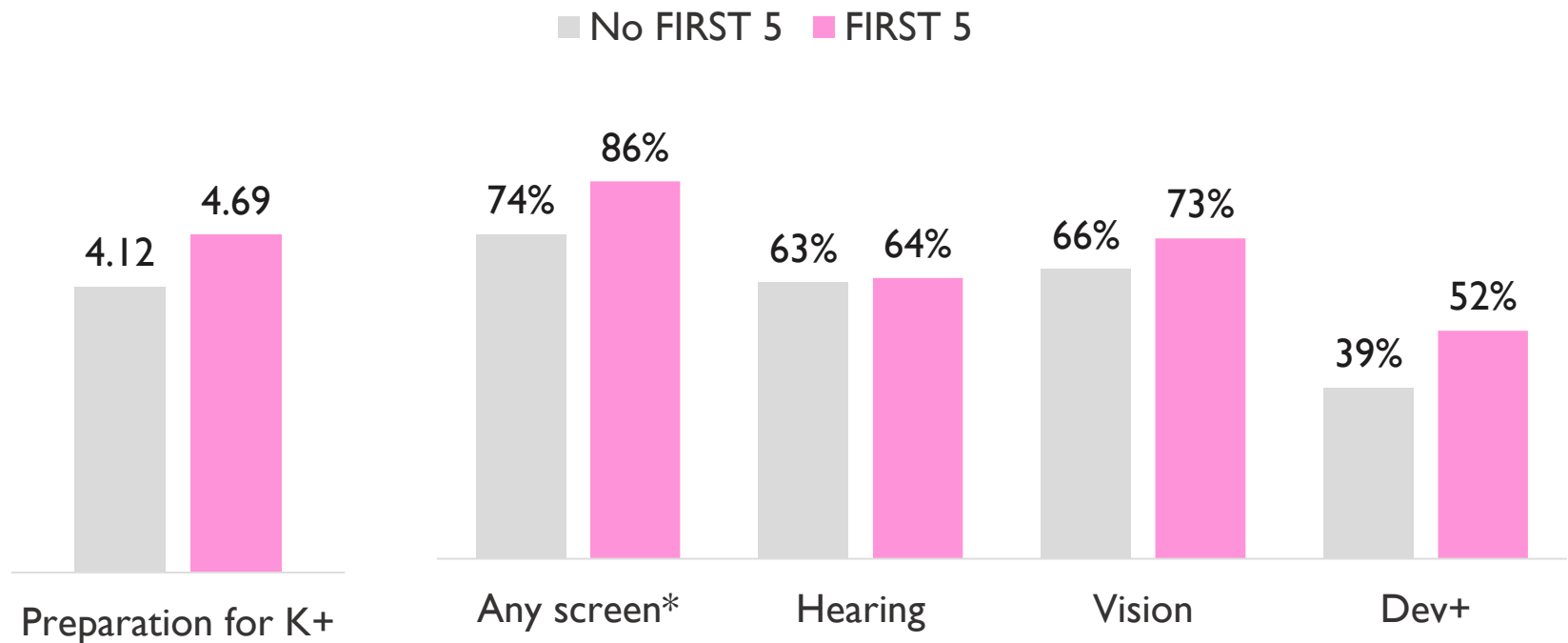
- Children in highly engaged families had higher Kindergarten Academics scores





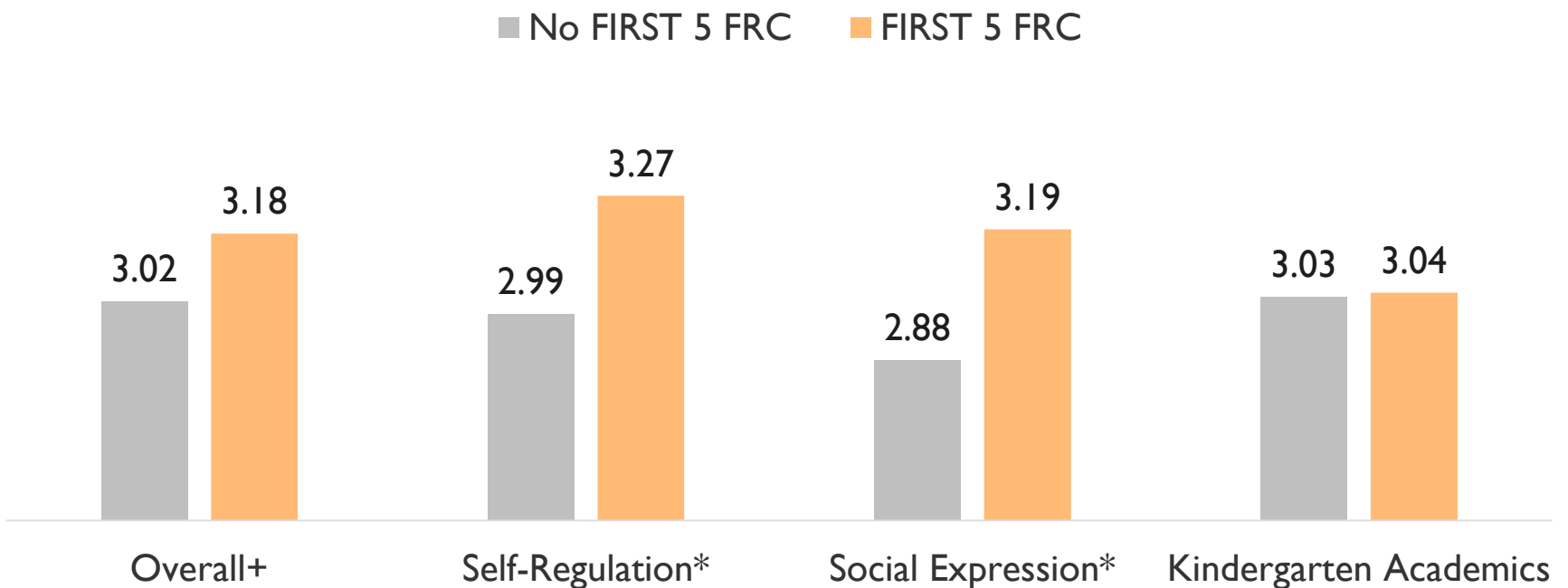
# FIRST 5 and Kinder Prep

- FIRST 5 families were more likely to have screenings and carry out activities to prepare their children for kindergarten<sup>^</sup>



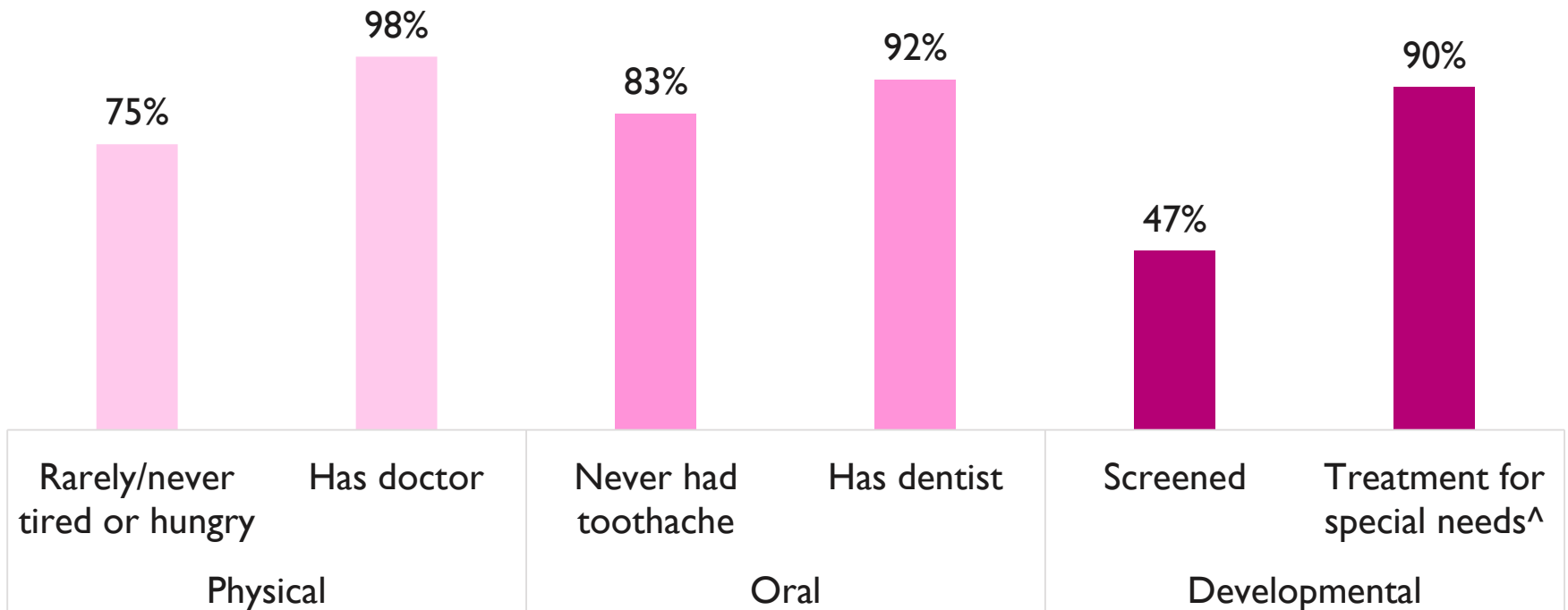
# FRCs and Readiness

- Among students attending schools near Family Resource Center sites, FRC services is associated with higher Self-Regulation & Social Expression skills



# Health Outcomes

- Most children have access to physical and oral health care, but fewer than half in the overall sample received developmental screenings



<sup>^</sup>N=67 (treatment for special needs); 945-1148 (other health variables).

# Cumulative Effect of Assets for Latino Boys

Early Learning Programs

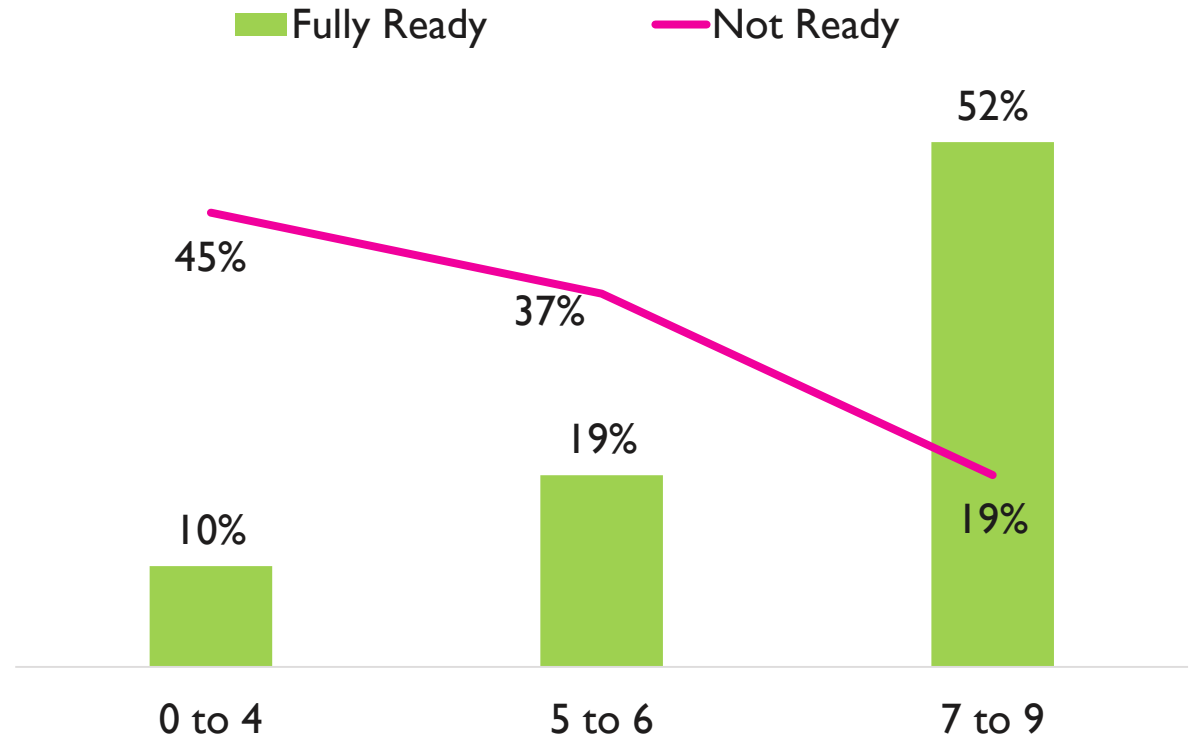
Parent Support and Family Engagement

Early Health Services

## ASSETS

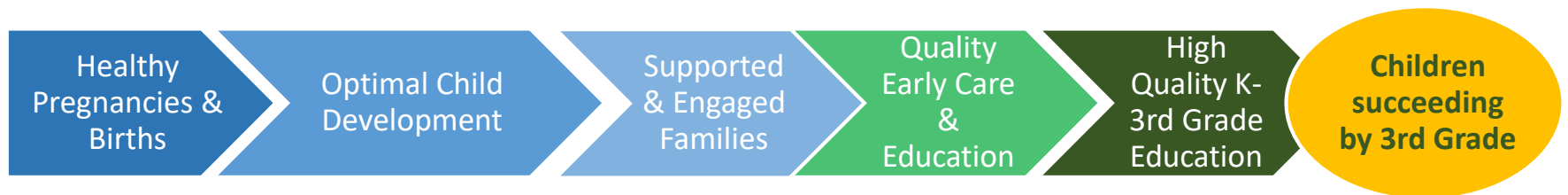
## PERCENT READY BY NUMBER OF ASSETS

- Well-being
- ECE experience
- Securely housed
- Visited library
- Read with caregiver
- Resilient
- Less screen time
- K prep activities
- Early bedtime



# How Do We Turn the Curve?

---



# Panel

---

- Dr. Hilaria Bauer, Superintendent, Alum Rock Union Elementary School District
- Tina Choy, Principal, Berryessa Union School District
- Sandra Rivera, Teacher, Alum Rock Union Elementary School District

# Building a Call to Action

1. What are two things you want to see happen in the county to improve school readiness?
2. What are the barriers to a countywide assessment of school readiness?
3. What are the benefits of a countywide assessment?



# How Do We Turn the Curve?

---

- **Partners in all sectors** have a role to play in improving the quality of each child's early experience
- **Universal Access Pilot received over \$2M in funding from Board of Supervisors to change the business is done in East San Jose**
  - » Increase connection to early education, health, parent support services
  - » Increase school readiness
  - » Increase third grade reading
- Countywide School Readiness Initiative
- Countywide Early Learning Enrollment Campaign and Attendance



# Thank you to the sponsors who made this study possible!

---



Santa Clara County  
Office of Education



**FIRST 5**  
SANTA CLARA COUNTY



**Kids**  
IN COMMON



***Thank you!***

Mary Ann Dewan, Ph.D.  
County Superintendent of Schools  
Santa Clara County Office of Education  
MaryAnn\_Dewan@sccoe.org  
408-453-6511

